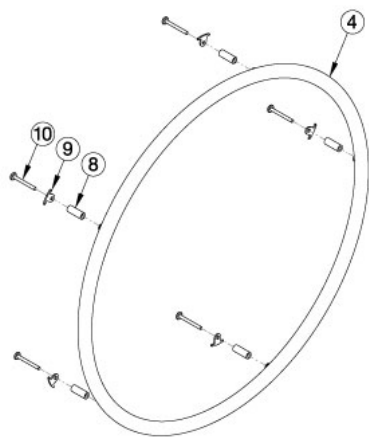
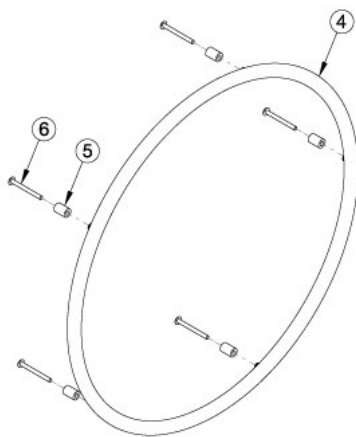


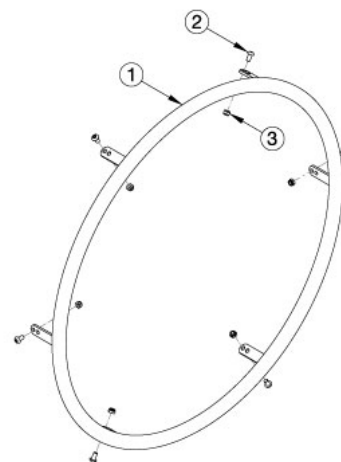
Plastic Coated Handrim



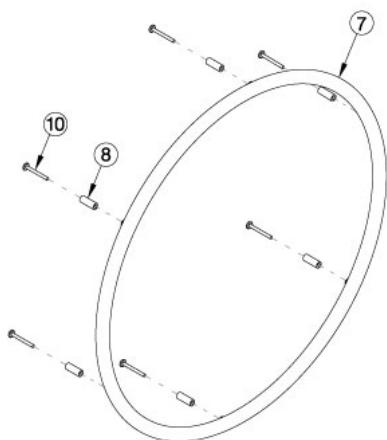
Spoke w/o Pneumatic w/ Airless Insert Tire



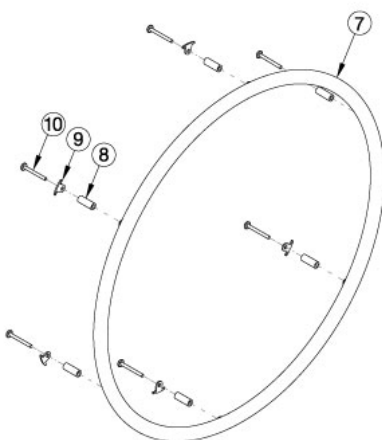
X-Core Mag



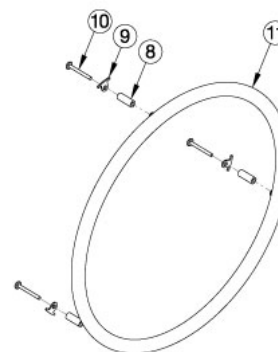
Superlight Spoke, Topolino, and Spinerdy



MAXX Mag



Ki Spoke, MAXX Spoke, and Spoke w/ Pneumatic w/ Airless Insert Tire



18" Ki Spoke and 18" MAXX Spoke

For more information see Handrim Hardware Chart. Quantity in Handrim Hardware Kits are for one wheel. Tab mounted handrims must be installed prior to the tire being installed. If the Spoke wheel (effective 2/27/2023) is present with a Pneumatic w/ Airless Insert tire, the 6 rivet nut handrim and hardware should be used. If the Spoke wheel is present and does NOT have a Pneumatic w/ Airless Insert tire, the 5 rivet nut handrim and hardware should be used.

Item Number	Part Number	Description	Quantity
8a, 9a, 10a	505263	Handrim Hardware Kit, 3 Rivet Nut, EACH <i>Used with 18" Ki Spoke and 18" MAXX Spoke wheels with standard handrim mount option</i>	1
8b, 9a, 10b	116742	Handrim Hardware Kit, Close Mount, 3 Rivet Nut, EACH <i>Used with 18" Ki Spoke and 18" MAXX Spoke wheels with close mount handrim mount option</i>	1
11	112818	Handrim Plastic Coated 3 Rivet Nut 18"	1

Item Number	Part Number	Description	Quantity
		<i>Replaces 101106. Used on 18" Ki Spoke and 18" MAXX Spoke wheels</i>	
8a, 9a,10a	502168	Handrim Hardware Kit, 6 Rivet Nut, EACH <i>Used with Ki Spoke and MAXX Spoke with standard handrim mount option. Used with Spoke wheel with standard handrim mount option when Pneumatic w/ Airless Insert tires ARE present.</i>	1
8b, 9a, 10b	113069	Handrim Hardware Kit, Close Mount, 6 Rivet Nut, EACH <i>Used with Ki Spoke and MAXX Spoke with close handrim mount option. Used with Spoke wheel with close handrim mount option when Pneumatic w/ Airless Insert tires ARE present.</i>	1
8c, 10c	117377	Handrim Hardware Kit, Standard Mount, MAXX Mag, EACH <i>Used with MAXX Mag wheels with standard handrim mount option</i>	1
8b, 10a	117378	Handrim Hardware Kit, Close Mount, MAXX Mag, EACH <i>Used with MAXX Mag wheels with close mount handrim mount option</i>	1
7a	112819	Handrim Plastic Coated 6 Rivet Nut 20" <i>Used on 20" Ki Spoke, 20" MAXX Spoke, and 20" MAXX Mag wheels. Replaced 200542.</i>	1
7b	112820	Handrim Plastic Coated 6 Rivet Nut 22" <i>Used on 22" Ki Spoke, 22" MAXX Spoke, 22" Spoke and 22" MAXX Mag wheels. Replaced 100576.</i>	1
7c	112821	Handrim Plastic Coated 6 Rivet Nut 24" <i>Used on 24" Ki Spoke, 24" MAXX Spoke, 24" Spoke and 24" MAXX Mag wheels. Replaced 100577.</i>	1
7d	112822	Handrim Plastic Coated 6 Rivet Nut 25" <i>Used on 25" Ki Spoke and 25" MAXX Spoke wheels. Replacing Part Number 101870</i>	1
7e	112823	Handrim Plastic Coated 6 Rivet Nut 26" <i>Used on 26" Ki Spoke and 26" MAXX Spoke wheels. Replaced 100578.</i>	1
5a, 6a	502173	Handrim Hardware Kit, 5 Rivet Nut, Plastic Coated, EACH <i>Used with X Core Mag wheels with standard handrim mount option</i>	1
5b, 6b	113070	Handrim Hardware Kit, Close Mount, 5 Rivet Nut, EACH <i>Used with X Core Mag wheels with close mount handrim mount option</i>	1
8a, 9b, 10a	118971	Handrim Hardware Kit, 5 Rivet Nut, Spoke Wheel, EACH <i>Used with Spoke wheel with standard handrim mount option when Pneumatic w/ Airless Insert tires are NOT present</i>	1
8b, 9b, 10b	118970	Handrim Hardware Kit, Close Mount, 5 Rivet Nut, Spoke Wheel, EACH <i>Used with Spoke wheel with close handrim mount option when Pneumatic w/ Airless Insert tires are NOT present</i>	1

Item Number	Part Number	Description	Quantity
4a	101963	Handrim Plastic Coated 5 Rivet Nut 20" <i>Used on 20" 5-Spoke X Core Mag wheels</i>	1
4c	100976	Handrim Plastic Coated 5 Rivet Nut 24" <i>Used on 24" 5-Spoke X Core Mag and Spoke wheel</i>	1
2a, 3	502174	Handrim Hardware Kit, 6 Tab, EACH <i>Used with Spinergy and Topolino wheels</i>	1
2b	502170	Handrim Hardware Kit, Superlight, EACH <i>Used with Superlight Spoke wheels</i>	1
1a	112812	Handrim Plastic Coated 6 Tab 24" <i>Used on 24" Superlight/Topolino wheels. Replaced 100836.</i>	1
1b	101091	Handrim Plastic Coated 6 Tab 25" <i>Used on 25" Superlight/Topolino wheels</i>	1
1c	103179	Handrim Plastic Coated Spinergy 6 Tab 20"	1
1d	112814	Handrim Plastic Coated Spinergy 6 Tab 22" <i>Replaces 100808</i>	1
1d	112814	Handrim Plastic Coated Spinergy 6 Tab 22"	1
1e	112815	Handrim Plastic Coated Spinergy 6 Tab 24" <i>If chair is invoiced prior to 8/14/19, quantity 2 must be ordered due to a change in finish. Replaced 100615.</i>	1
1f	112816	Handrim Plastic Coated Spinergy 6 Tab 25" <i>Replaced 100765</i>	1
1g	112817	Handrim Plastic Coated Spinergy 6 Tab 26" <i>Replaced 101148</i>	1
2a	100669	M5 x 10 BTN SHCS BLKZC w/Patch <i>Used with Spinergy and Topolino wheels</i>	6
2b	100536	M5 x 12 BTN SHCS ZC <i>Used with Superlight Spoke wheels</i>	6
3	100657	M5 Nylock Nut Blk Zn <i>Used with Spinergy and Topolino wheels</i>	6
5a	101756	Handrim Spacer Plastic Coated Rivet <i>Used with X Core Mag with standard handrim mount option</i>	5
6a	100724	M5 x 55 PH TRS HD M/S ZC <i>Used with X Core Mag with standard handrim mount option</i>	5
8a	100653	Handrim Spacer Spoke <i>Used with Ki Spoke, MAXX Spoke, and Spoke wheel with standard handrim mount option</i>	6

Item Number	Part Number	Description	Quantity
8c	100629	Handrim Spacer Alum Ano Riv <i>Used with MAXX Mag wheels with standard handrim mount option</i>	6
9a	100698	Handrim Tab <i>Used with Ki Spoke and MAXX Spoke wheels. Used with Spoke wheel when Pneumatic w/ Airless Insert tires ARE present. Tabs are included / installed with MAXX Spoke wheels and Spoke wheel and tire assemblies.</i>	6
9b	116732	Wheel Tabs, Long, 5 Rivet Nut <i>Used with Spoke wheel when Pneumatic w/ Airless Insert tires are NOT present</i>	6
10a	100654	M5 x 40 DIN7985 PH Pan HD M/S ZC <i>Used with Ki Spoke, MAXX Spoke, and Spoke wheel with standard handrim mount option</i>	6
10c	103545	M5 x 50 DIN7985 PH PAN HD M/S BLK ZC <i>Used with MAXX Mag wheels with standard handrim mount option</i>	6

Handrim Hardware Chart															
Wheel		Handrim Connection				Handrim									
Wheel	Wheel Part No.	Connection Points	Rivet/Tab	Spacer*	Screw*	Aluminum Anodized	Superlight	Plastic Coated	Projection	Ergonomic Standard	Ergonomic LT	Natural Fit Standard	Natural Fit LT	Flex Rim	
22" Spoke	116730	5 or 6	116732 (Used with 5 Rivet) 100698 (Used with 6 Rivet)	100653 (Not used w/ Superlight Handrim)	Aluminum, Plastic Ctd, Projection Ergonomic: 100654 Natural Fit: 100835 Superlight: Screw: 100669 Nut: 100657	101898 (5 Rivet)		101964 (5 Rivet)	112824 (6 Rivet)	113082 (6 Rivet)	113085 (6 Rivet)	200538 (6 Rivet)	200201 (6 Rivet)		
24" Spoke	116728	5 or 6	Not used w/ Superlight Handrims			100975 (5 Rivet)	101161 (6 Tab)	100976 (5 Rivet)	112825 (6 Rivet)	113083 (6 Rivet)	113806 (6 Rivet)	100793 (6 Rivet)	200202 (6 Rivet)		
18" MAXX Spoke	109285	3	100698 (Not used w/ Superlight Handrim)	100653 (Not used w/ Superlight Handrim)	Aluminum, Plastic Ctd, Projection, Ergonomic: 100654 Natural Fit: 100835 Superlight: Screw: 100669 Nut: 100657	100206									
20" MAXX Spoke	108244	6				200536		112819							
22" MAXX Spoke	105135					100560		112820	112824	113082	113085	200538	200201		
24" MAXX Spoke	105136					200349	101161	112821	112825	113083	113086	100793	200202		
25" MAXX Spoke	107436					200350		112822	200548	113084	113087	200539	200540		
26" MAXX Spoke	107437					200351		112823	200549			100907	101454		
20" MAXX Mag	111853	6		Aluminum, Plastic Coated, Projection: 100629 Natural Fit & Ergonomic: 101756	Aluminum, Plastic Coated, Projection, Ergonomic: 103545 Natural Fit: 101893	200536		112819							
22" MAXX Mag	111854					100560		112820	112824	113082	113085	200538	200201		
24" MAXX Mag	111855					105137		112821	112825	113083	113086	100793	200202		
24" Superlight	101159	6			100536	100754	101161	100836		113080	113081	100830	100828		
25" Superlight	101160						101160	101091				101464	101460		

* Spacer and screw part numbers listed in the chart are for standard handrim mounting. If using close mount handrim mounting on aluminum anodized, plastic coated or projection handrims, use part number 100792 for the spacer, part number 102616 for the screw on Ki Spoke and MAXX Spoke wheels, part number 100666 for the screw on 5-Spoke X Core wheels, or part number 100654 for the screw on MAXX Mag wheels.

Effective 3/17/2023

Handrim Hardware Chart (Continued)														
20" Spinergy Spox	See Spinergy Spox Page	6			Screw: 100669	103125		103179						
22" Spinergy Spox						100827		100808				100889	100888	
24" Spinergy Spox					Nut: 100657	100766	101161	100615				100830	100828	
25" Spinergy Spox						100767	101160	100765				101464	101460	
26" Spinergy Spox						101477		101148				200200	100950	
22" Spinergy LX	See Spinergy LX Page	6			Screw: 100669	100827		100808				100889	100888	
24" Spinergy LX						100766	101161	100615		113080	113081	100830	100828	See Spinergy LX Page
25" Spinergy LX					Nut: 100657	100767	101160	100765				101464	101460	
26" Spinergy LX						101477		101148				200200	100950	

Handrim Hardware Chart (Discontinued Wheels)													
Wheel		Handrim Connection				Handrim							
Wheel	Wheel Part No.	Connection Points	Rivet/Tab	Spacer*	Screw*	Aluminum Anodized	Superlight	Plastic Coated	Projection	Natural Fit Standard	Natural Fit LT	Flex Rim	
18" Ki Spoke	200529	3	100698	100653	Aluminum, Plastic Ctd, Projection: 100654	100206		101106					
20" Ki Spoke	200530	6				Natural Fit: 100835	200536		200542				
22" Ki Spoke	200531						100560		100576	100569	200538	200201	
24" Ki Spoke	200532						200349		100577	200547	100793	200202	
25" Ki Spoke	200533				200350			101870	200548	200539	200540		
26" Ki Spoke	200534				200351			100578	200549	100907	101454		
20" 5-Spoke X Core	101961	5		Aluminum, Projection, Natural Fit: 100629	100724	101897		101963					
22" 5-Spoke X Core	101962					101898		101964					
24" 5-Spoke X Core	100960					100975		100976	200546				
24" 5-Spoke X Core	100960			Plastic Ctd: 101756	101893					100768	100769		

* Spacer and screw part numbers listed in the chart are for standard handrim mounting. If using close mount handrim mounting on aluminum anodized, plastic coated or projection handrims, use part number 100792 for the spacer, part number 102616 for the screw on Ki Spoke and MAXX Spoke wheels, part number 100666 for the screw on 5-Spoke X Core wheels, or part number 100654 for the screw on MAXX Mag wheels.

Effective 3/17/2023