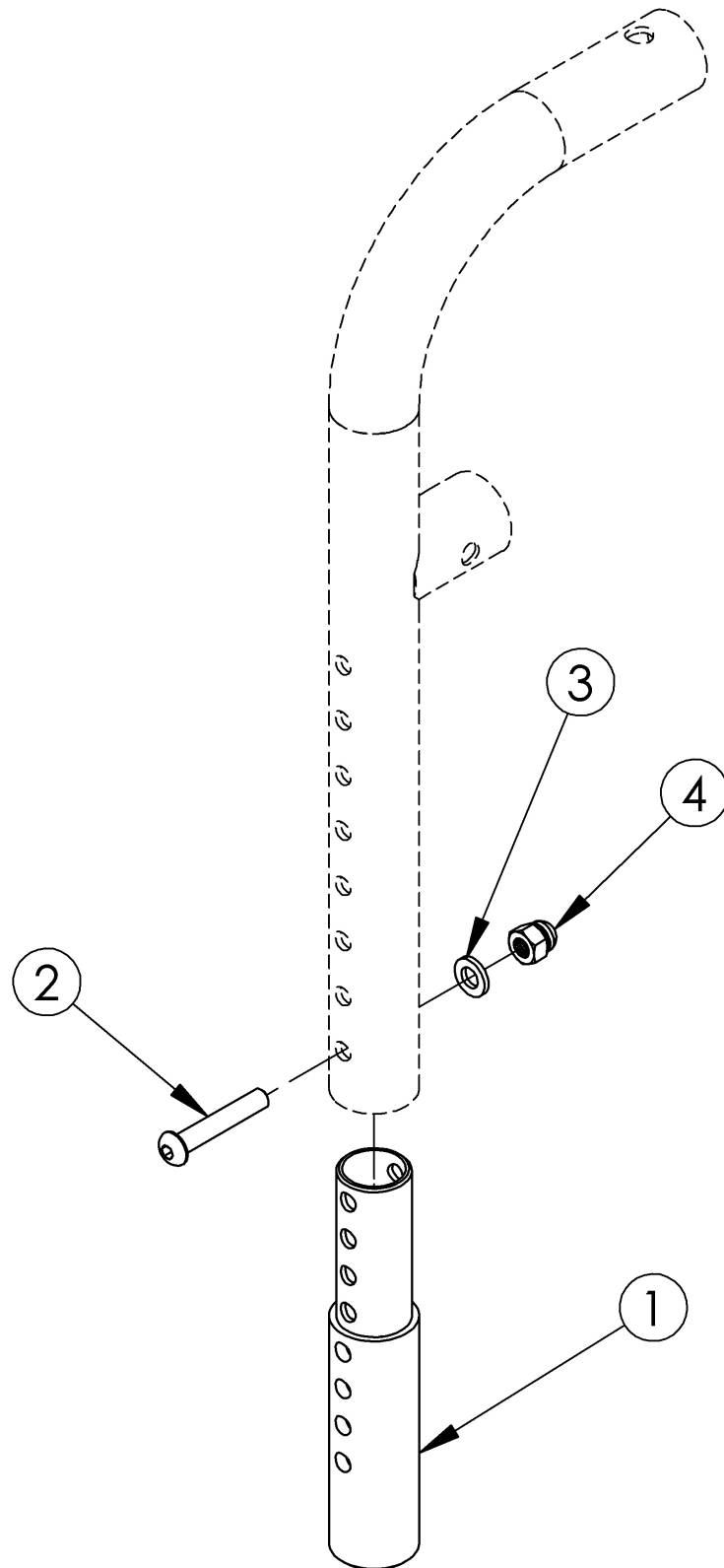


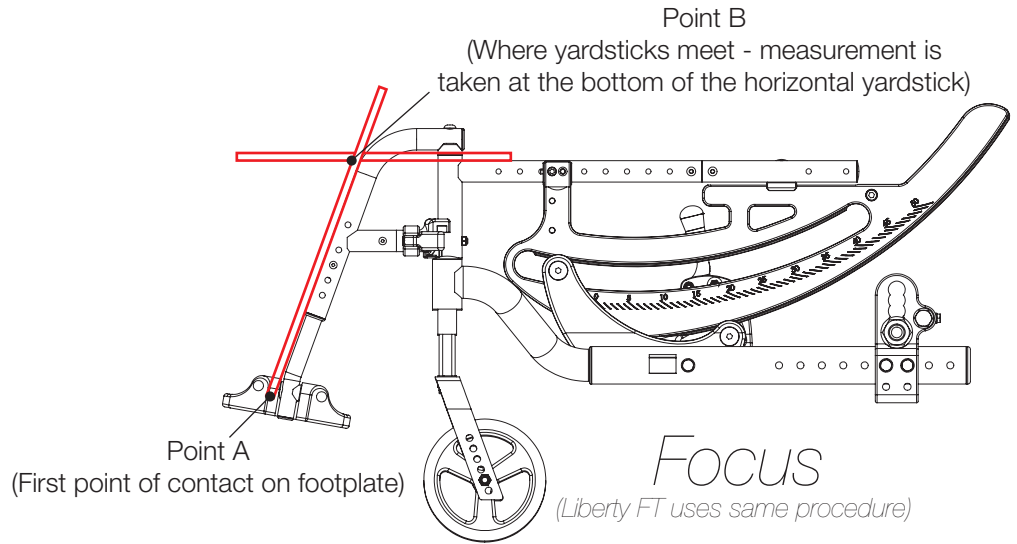
Front Mount Hanger Extension



Item Number	Part Number	Description	Quantity
1	000164	Hanger Extension 3" (Front Mount)	1
2	101811	M6 x 35 BHCS Blk Zn	1
3	100746	M6 Flat Washer Blk Zn	1
4	100558	M6 Nyl Ins Domed Cap L/N Zc	1
1-4	502642	Hanger Extension 3" (Front Mount) Assembly w/ Hardware	1

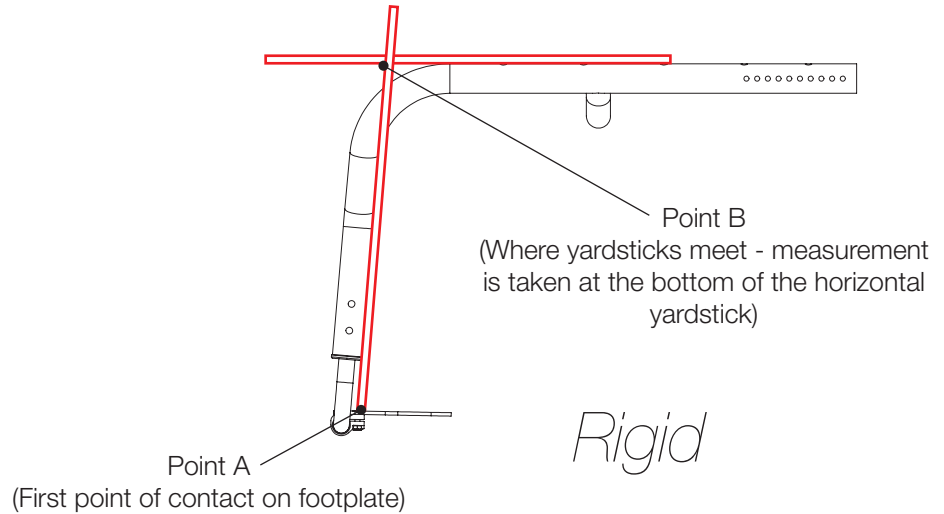
Distance between Point A and Point B = Footplate Length

NOTE: The yardstick on the top plane of the seat frame must lie flat against frame. The yardstick going from the footplate to the second yardstick must be square against the hanger tube.



Distance between Point A and Point B = Footplate Length

NOTE: The yardstick on the top plane of the seat frame must lie flat against frame. The yardstick going from the footplate to the second yardstick must be square against the front tube.



Distance between Point A and Point B = Footplate Length

NOTE: The yardstick on the top plane of the hanger must lie flat against hanger. The yardstick going from the footplate to the second yardstick must be square against the hanger tube.

