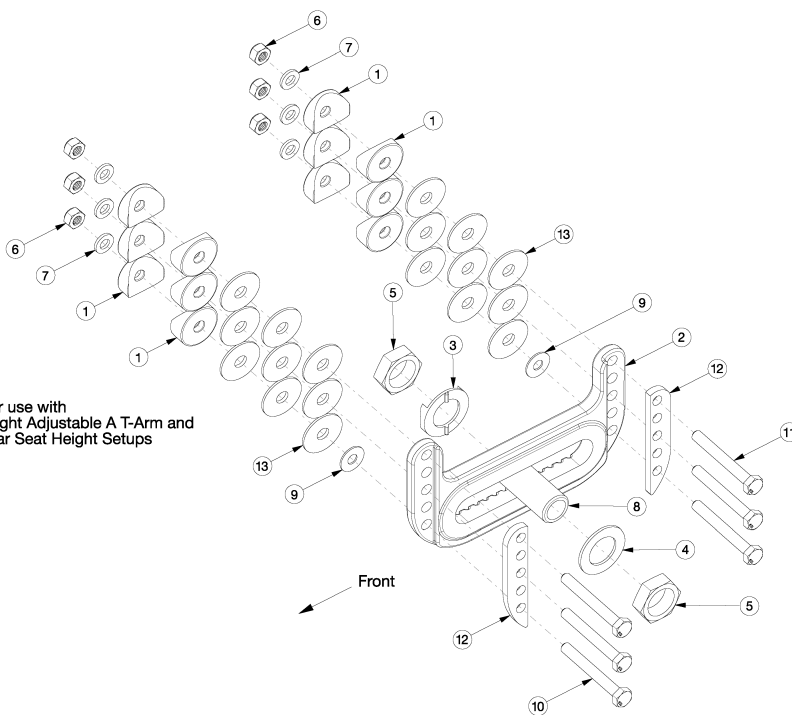
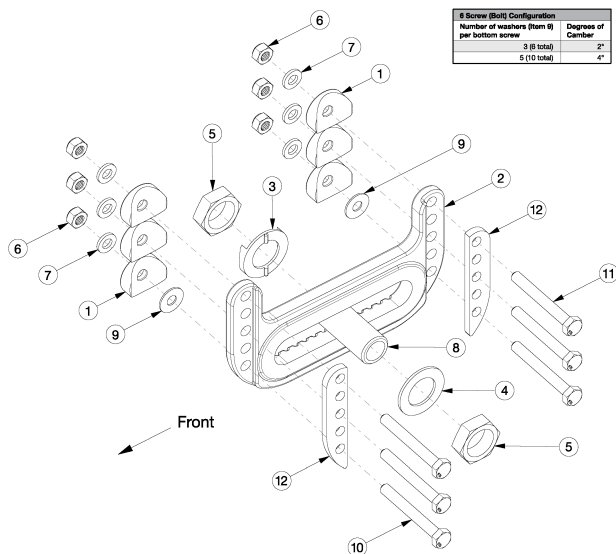


# Catalyst 5 Universal Axle Plate



Hardware for use with Flipback Height Adjustable A T-Arm and 11.5-16" Rear Seat Height Setups








*If chair was invoiced prior to November 14, 2018 and retrofitting to the universal axle plate and anti-tips are present, new anti-tip receivers are required.*

Item Number	Part Number	Description	Quantity
1, 2a, 6, 7, 10a, 11a, 11b, 11c, 13	107413	Universal Axle Plate, Black Anodized with Hardware Kit, Curved/Titanium Rear Frame	1
1, 2a, 6, 7, 10c, 10d, 10f, 10g, 11a, 11c, 11d, 11f, 12, 13	114605	Universal Axle Plate, Black Anodized with Hardware Kit, Curved/Titanium Rear Frame, Heavy Duty	1
1, 2b, 6, 7, 10a, 11a, 11b, 11c, 13	107414_ _ _	Color Anodized/Color Accent Universal Axle Plate with Hardware Kit, Curved / Titanium Rear Frame	1

Item Number	Part Number	Description	Quantity
1, 2b, 6, 7, 10c, 10d, 10f, 10g, 11a, 11c, 11d, 11f, 12, 13	114606_ _ _	Color Anodized/Color Accent Universal Axle Plate with Hardware Kit, Curved / Titanium Rear Frame, Heavy Duty	1
1, 2a, 6, 7, 10b, 11a, 11c, 11d, 11e, 13	107415	Universal Axle Plate, Black Anodized with Hardware Kit, Depth Adjustable Rear Frame	1
1, 2a, 6, 7, 10a, 10c - 10e, 10g, 11a, 11b, 11d - 11f, 12, 13	114607	Universal Axle Plate, Black Anodized with Hardware Kit, Depth Adjustable Rear Frame, Heavy Duty	1
1, 2b, 6, 7, 10b, 11a, 11c, 11d, 11e, 13	107416_ _ _	Color Anodized/Color Accent Universal Axle Plate with Hardware Kit, Depth Adjustable Rear Frame	1
1, 2b, 6, 7, 10a, 10c - 10e, 10g, 11a, 11b, 11d - 11f, 12, 13	114608_ _ _	Color Anodized/Color Accent Universal Axle Plate with Hardware Kit, Depth Adjustable Rear Frame, Heavy Duty	1
1, 6, 7, 10a, 10b, 11a-11e, 13	107419	Universal Axle Plate Hardware Kit (One Side) <i>Contains hardware for curved, titanium and depth adjustable rear frames</i>	1
1, 6, 7, 10a, 10c - 10f, 11a - 11f, 12, 13	114609	Universal Axle Plate Hardware Kit, Heavy Duty (One Side) <i>Contains hardware for curved, titanium and depth adjustable rear frames with Heavy Duty Option</i>	1
2a, 3-5, 8b	117322	Universal Axle Plate Assembly 2.5", Black Anodized <i>Used with Quick Release and Fixed Axles</i>	1
2b, 3-5, 8b	117323_ _ _	Color Anodized/Color Accent Universal Axle Plate Assembly 2.5" <i>Used with Quick Release and Fixed Axles</i>	1
3-5, 8b	117325	Axle Receiver Assembly 2.5" <i>Used with Quick Release and Fixed Axles</i>	1
1	000056	Saddle 1 1/8" <i>Used with Transit or Swing Away Arm Bracket</i>	6
2a	107417	Universal Axle Plate, Black Anodized with Instruction	1
2b	107418_ _ _	Color Anodized/Color Accent Universal Axle Plate with Instruction	1
3	004444	Axle Plate Index Washer	1
4	004445	Axle Plate Flat Washer	1
5	100514	Axle Receiver Nut M18 x D12 x 8mm	2
6	100658	M6 Nylock Nut Blk Zn	6
7	100746	M6 Flat Washer Blk Zn	6

Item Number	Part Number	Description	Quantity
8b	114480	Axle Receiver, 2.5" Length <i>Used with Quick Release and Fixed Axles</i>	1
9	100763	Washer #12 Thin	10
10a	100674	M6 x 45 CLS10.9 DIN931 HHCS ZC	6
10b	100681	M6 x 40 CLS8.8 DIN931 HHCS ZC	6
10c	101826	M6 x 50 HHCS Blk Zn	6
10d	100676	M6 x 55 CLS10.9 DIN931 HHCS ZC	6
10e	100677	M6 x 60 CLS10.9 DIN931 HHCS ZC	6
10f	100679	M6 x 65 CLS 8.8 DIN931 HHCS ZC	6
10g	100680	M6 x 70 CLS 8.8 DIN931 HHCS ZC	6
11a	101826	M6 x 50 HHCS Blk Zn	6
11b	100677	M6 x 60 CLS10.9 DIN931 HHCS ZC	6
11c	100679	M6 x 65 CLS 8.8 DIN931 HHCS ZC	6
11d	100676	M6 x 55 CLS10.9 DIN931 HHCS ZC	6
11e	100674	M6 x 45 CLS10.9 DIN931 HHCS ZC	6
11f	100680	M6 x 70 CLS 8.8 DIN931 HHCS ZC	6
12	111543	Reinforcement Plate, Universal Axle Plate <i>Used with Heavy Duty on chairs starting with serial numbers C40043964, C50099247 or CVX0099946</i>	2
13	100881	1" Washer Plastic <i>If Height Adjustable Flip Back T-Arms are present in Axle Plate position 3, use qty 12. If Height Adjustable Flip Back T-Arms are present in Axle Plate position 2, use qty 15. If Height Adjustable Flip Back T-Arms are present in Axle Plate position 4, use qty 18.</i>	18
2a, 3-5, 8a	107412	Universal Axle Plate Assembly 1/2", Black Anodized <i>Only Used with Quad Quick Release Axles</i>	1
2b, 3-5, 8a	107424_ _ _	Color Anodized/Color Accent Universal Axle Plate Assembly 1/2" <i>Only Used with Quad Quick Release Axles</i>	1
3-5, 8a	500504	Axle Receiver Assembly 1/2" <i>Only Used with Quad Quick Release Axles</i>	1
8a	100756	Axle Receiver 1/2" Diameter <i>Only Used with Quad Quick Release Axles</i>	1

# Color Anodizing Samples



### Wheel Size / Tire Profile / Rear Seat Height

Select Rear Seat Height in row corresponding to Wheel Size and Tire Profile. 14" Seat Depth not available with 24", 25" or 26" Rear Wheels.

Requires curved axle plate  Any axle plate can be used (Curved, Standard, Amputee, One Arm Drive)

Wheel Size	Tire Profile	Rear Seat Height									
20"	Low	<input type="radio"/> 11.5	<input type="checkbox"/> 12 <sup>1</sup>	<input type="radio"/> 12.5	<input type="checkbox"/> 13 <sup>1</sup>	<input type="radio"/> 13.5	<input type="checkbox"/> 14	<input type="radio"/> 14.5	<input type="checkbox"/> 15	<input type="radio"/> 15.5	<input type="radio"/> 16
	Full	<input type="radio"/> 12	<input type="checkbox"/> 12.5 <sup>1</sup>	<input type="radio"/> 13	<input type="checkbox"/> 13.5 <sup>1</sup>	<input type="radio"/> 14	<input type="checkbox"/> 14.5	<input type="radio"/> 15	<input type="checkbox"/> 15.5	<input type="radio"/> 16	<input type="radio"/> 16.5
22"	Low	<input type="radio"/> 12.5	<input type="checkbox"/> 13 <sup>1</sup>	<input type="radio"/> 13.5	<input type="checkbox"/> 14 <sup>1</sup>	<input type="radio"/> 14.5	<input type="checkbox"/> 15	<input type="radio"/> 15.5	<input type="checkbox"/> 16	<input type="radio"/> 16.5	<input type="radio"/> 17
	Full	<input type="radio"/> 13	<input type="checkbox"/> 13.5 <sup>1</sup>	<input type="radio"/> 14	<input type="checkbox"/> 14.5 <sup>1</sup>	<input type="radio"/> 15	<input type="checkbox"/> 15.5	<input type="radio"/> 16	<input type="checkbox"/> 16.5	<input type="radio"/> 17	<input type="radio"/> 17.5
24"	Low	<input type="radio"/> 13.5	<input type="checkbox"/> 14 <sup>1</sup>	<input type="radio"/> 14.5	<input type="checkbox"/> 15 <sup>1</sup>	<input type="radio"/> 15.5	<input type="checkbox"/> 16	<input type="radio"/> 16.5	<input type="checkbox"/> 17	<input type="radio"/> 17.5	<input type="radio"/> 18
	Full	<input type="radio"/> 14	<input type="checkbox"/> 14.5 <sup>1</sup>	<input type="radio"/> 15	<input type="checkbox"/> 15.5 <sup>1</sup>	<input type="radio"/> 16	<input type="checkbox"/> 16.5	<input type="radio"/> 17	<input type="checkbox"/> 17.5	<input type="radio"/> 18	<input type="radio"/> 18.5
25"	Low	<input type="radio"/> 14	<input type="checkbox"/> 14.5 <sup>1</sup>	<input type="radio"/> 15	<input type="checkbox"/> 15.5 <sup>1</sup>	<input type="radio"/> 16	<input type="checkbox"/> 16.5	<input type="radio"/> 17	<input type="checkbox"/> 17.5	<input type="radio"/> 18	<input type="radio"/> 18.5
26"	Low	<input type="radio"/> 14.5	<input type="checkbox"/> 15 <sup>1</sup>	<input type="radio"/> 15.5	<input type="checkbox"/> 16 <sup>1</sup>	<input type="radio"/> 16.5	<input type="checkbox"/> 17	<input type="radio"/> 17.5	<input type="checkbox"/> 18	<input type="radio"/> 18.5	<input type="radio"/> 19
	Full	<input type="radio"/> 15	<input type="checkbox"/> 15.5 <sup>1</sup>	<input type="radio"/> 16	<input type="checkbox"/> 16.5 <sup>1</sup>	<input type="radio"/> 17	<input type="checkbox"/> 17.5	<input type="radio"/> 18	<input type="checkbox"/> 18.5	<input type="radio"/> 19	<input type="radio"/> 19.5

<sup>1</sup> Not available with Amputee Axle Plate

CATALYST 5 CURVED REAR FRAME		DEPTH ADJUSTABLE REAR FRAME	
AXLE PLATE, FRAME	100674	AXLE PLATE, FRAME	100681
AXLE PLATE, FRAME, ANTI-TIP	101826	AXLE PLATE, FRAME, ANTI-TIP	100674
AXLE PLATE, FRAME, TRANSIT	101826	AXLE PLATE, FRAME, TRANSIT	101826
AXLE PLATE, FRAME, SWING AWAY	101826	AXLE PLATE, FRAME, SWING AWAY	101826
AXLE PLATE, FRAME, ANTI-TIP, TRANSIT	100677	AXLE PLATE, FRAME, ANTI-TIP, TRANSIT	100676
AXLE PLATE, FRAME, SWING AWAY, TRANSIT	100677	AXLE PLATE, FRAME, SWING AWAY, TRANSIT	100676
AXLE PLATE, FRAME, SWING AWAY, ANTI-TIP	100677	AXLE PLATE, FRAME, SWING AWAY, ANTI-TIP	100676
AXLE PLATE, FRAME, SWING AWAY, TRANSIT AND ANTI-TIP	100679	AXLE PLATE, FRAME, SWING AWAY, TRANSIT AND ANTI-TIP	100679