

TiLite TWIST Order Form

Effective Jun 2025 (New Items in Red)

ALUMINUM RIGID, GROWABLE FRAME

Page 1 of 6

DEALER INFORMATION		RTS INFORMATION	
Dealer:	Account #:	RTS:	Phone:
PO:	Ordered By:	Email:	
Email:		SHIP TO INFORMATION	
Mark For:	User Weight:	Name:	Ship Via:
TiLite Sales Rep:		Address:	
TiLite Information:	Promo Code:	City:	State: Zip:
Ship Date:	Order #:	Phone:	Fax:

More options and frame modifications may be available through our Creative Mobility Division! Please contact customer service for details or [click here](#) to view options.

Please Email or Fax to the Permobil Manual Customer Experience Team at tilitesales@permobil.com or 509.586.2413

FRAME STYLE

- TWFS2 ☐ **TiLite Twist** (Full Adjustability. Seat Width A Grows 2" and Seat Depth B Grows 3". 165 Pound Weight Limit.)\$3,073 E1235 E1237
- TWFSW7 ☐ Abduction Frame with 2" Outward Flare (Requires a No Taper Footrest.)\$179

TRANSIT TIE-DOWN OPTION

- TWTTDO ☐ Transit Tie-Down Option (Tested to WC-19. Consists of four Tie-Down Brackets. **Transit Option is not available with user weight less than 51 lbs.** Please refer to the Twist Transit Tie-Down Option Brochure for important information regarding the Transit Tie-Down Options)\$239 E1023

FRAME FINISHES

FRAME

- | | | |
|---|--|---|
| <input type="checkbox"/> TWFF8 High Gloss Black | <input type="checkbox"/> TWFF10 Red Pepper | <input type="checkbox"/> TWFF29 Neon Pink |
| <input type="checkbox"/> TWFF14 Ocean Blue Metallic | <input type="checkbox"/> TWFF15 Tangerine Metallic | <input type="checkbox"/> TWFF30 Acid Green Metallic |
| <input type="checkbox"/> TWFF17 Midnight Blue Pearl | <input type="checkbox"/> TWFF18 White Pearl | <input type="checkbox"/> TWFF19 Black Lava |
| <input type="checkbox"/> TWFF27 Titanium Grey | <input type="checkbox"/> TWFF59 Pomegranate Red | <input type="checkbox"/> TWFF62 Blue Mist |
| <input type="checkbox"/> TWFF57 Indigo Purple | <input type="checkbox"/> TWFF40 Hyper Blue | <input type="checkbox"/> TWFF41 Flame Orange |
| <input type="checkbox"/> TWFF42 OD Green | <input type="checkbox"/> TWFF60 Silver Streak | <input type="checkbox"/> TWFF63 Lavender Dusk |
| <input type="checkbox"/> TWFF58 Black Galaxy | <input type="checkbox"/> TWFF61 Seafoam Green | <input type="checkbox"/> TWFF64 Daffodil Yellow.....STD |

CASTER ARMS

- | | | |
|---|--|---|
| <input type="checkbox"/> TWFF8 High Gloss Black | <input type="checkbox"/> TWFF10 Red Pepper | <input type="checkbox"/> TWFF29 Neon Pink |
| <input type="checkbox"/> TWFF14 Ocean Blue Metallic | <input type="checkbox"/> TWFF15 Tangerine Metallic | <input type="checkbox"/> TWFF30 Acid Green Metallic |
| <input type="checkbox"/> TWFF17 Midnight Blue Pearl | <input type="checkbox"/> TWFF18 White Pearl | <input type="checkbox"/> TWFF19 Black Lava |
| <input type="checkbox"/> TWFF27 Titanium Grey | <input type="checkbox"/> TWFF59 Pomegranate Red | <input type="checkbox"/> TWFF62 Blue Mist |
| <input type="checkbox"/> TWFF57 Indigo Purple | <input type="checkbox"/> TWFF40 Hyper Blue | <input type="checkbox"/> TWFF41 Flame Orange |
| <input type="checkbox"/> TWFF42 OD Green | <input type="checkbox"/> TWFF60 Silver Streak | <input type="checkbox"/> TWFF63 Lavender Dusk |
| <input type="checkbox"/> TWFF58 Black Galaxy | <input type="checkbox"/> TWFF61 Seafoam Green | <input type="checkbox"/> TWFF64 Daffodil Yellow.....NCO |

COLOR ANODIZE PACKAGE

(Color Anodize Package includes: Caster Mount, Caster Fork, and Caster Caps. If no anodize color is selected, the default will be black.)

- ☐ ZANO1 BlackSTD
- ☐ ZAN12 Gold ☐ ZAN15 Green ☐ ZAN13 Purple ☐ ZAN14 Orange ☐ ZAN10 Blue ☐ ZAN11 Red.....\$71

FRAME MEASUREMENTS

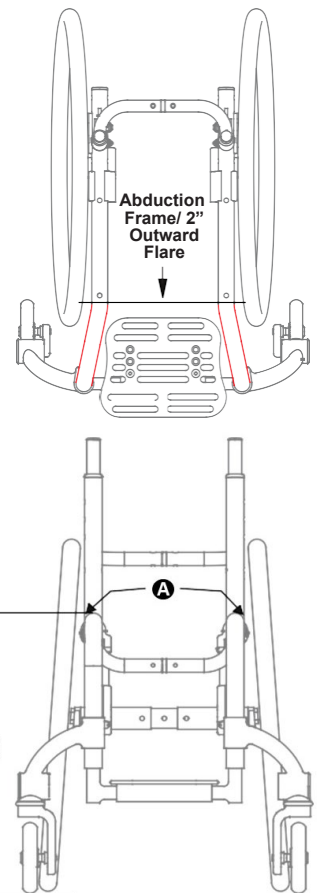
Measurements shown below are our most popular selections. **Not seeing what you want?** Contact customer service or visit our Creative Mobility Division (CMD) catalog [here](#) to view additional options

SEAT WIDTH A Measure from outside of seat tube at back post to the outside of the opposite seat tube at back post. Seat Width grows 2". All upholstery (except cushion) and components (except TiShaft Back Release Bar available at no charge upon request) needed to grow the Twist seat width are included.

- TWSW5 ☐ 8"-10" ☐ 9"-11" ☐ 10"-12" ☐ 11"-13" ☐ 12"-14" ☐ 13"-15".....STD
- Default will be smallest Seat Width for selected range. Please use "Set at" for Seat Width other than default. Set at____(Use 1" increments)

SEAT DEPTH B Measure from front of back post to the front edge of seat sling. Front edge of seat sling will be 1.5" from the beginning of the bend on No Taper and Tapered Frames, and 2" from the beginning of the bend on Abduction Frames. All Upholstery (except cushion) and components needed to grow the Twist seat depth are included. Seat Depth grows 3".

- TWSD4 ☐ 8"-11" (Requires either 18" or 20" Rear Wheels.) ☐ 9"-12" ☐ 10"-13" ☐ 11"-14" ☐ 12"-15" ☐ 13"-16".....STD
- Default will be shortest Seat Depth for selected range. Please use "Set at" for Seat Depth other than default. Set at____(Use 1" increments)



TiLite TWIST Order Form

Effective Jun 2025 (New Items in Red)

ALUMINUM RIGID, GROWABLE FRAME

Page 2 of 6

FRONT SEAT HEIGHT C Measure from floor to top of seat tube at front edge of seat sling. Twist adjusts up and down in 1/2" increments. (2" Taper available with 12" - 15" or 13" - 16" Seat Depths B only. For 2" Taper footrest width I add 1.5" to minimum Front Seat Height.)

TWFSH1 ☐ 13" ☐ 13.5" ☐ 14" ☐ 14.5" ☐ 15" ☐ 15.5" ☐ 16" ☐ 16.5" ☐ 17"
 ☐ 17.5" ☐ 18" ☐ 18.5" ☐ 19" ☐ 19.5" ☐ 20".....STD

FRAME MEASUREMENTS

FRONT SEAT HEIGHT C RANGES

Front Wheel Size	Front Seat Heights for 8"-11" Seat Depth B	Front Seat Heights for 9"-12" Seat Depth B	Front Seat Heights for 10"-13" Seat Depth B	Front Seat Heights for 11"-14" Seat Depth B	Front Seat Heights for 12"-15" Seat Depth B	Front Seat Heights for 13"-16" Seat Depth B
3"	13.0" - 14.5"	13.5" - 15.0"	13.0" - 16.0"	14.0" - 17.0"	14.5" - 17.5"	15.5" - 18.5"
3" Glide™	14.5" - 15.5"	15.0" - 16.5"	14.0" - 17.0"	15.0" - 18.0"	16.0" - 19.0"	16.5" - 19.5"
4"	13.5" - 15.0"	14.0" - 15.5"	13.5" - 16.5"	14.0" - 17.5"	15.0" - 18.0"	16.0" - 18.5"
4" Glide™	14.5" - 16.0"	15.5" - 17.0"	14.5" - 17.5"	15.5" - 18.5"	16.0" - 19.0"	17.0" - 20.0"
5"	N/A	N/A	14.0" - 17.0"	14.5" - 17.5"	15.5" - 18.5"	16.5" - 19.5"
5" Glide™	N/A	N/A	N/A	N/A	N/A	N/A

REAR SEAT HEIGHT D Measure from floor to top of seat tube at Back Post. Twist adjusts up and down in 1/2" increments.

TWRSH1 ☐ 12" ☐ 12.5" ☐ 13" ☐ 13.5"
 ☐ 14" ☐ 14.5" ☐ 15" ☐ 15.5"
 ☐ 16" ☐ 16.5" ☐ 17" ☐ 17.5"
 ☐ 18" ☐ 18.5" ☐ 19" ☐ 19.5".....STD

REAR SEAT HEIGHT RANGES

Rear Wheel Size	Rear Seat Heights D
18"	12" - 17"
20"	13" - 17.5"
22"	14" - 18.5"
24"	15" - 19.5"

FRONT ANGLE L Measure from frame front to floor.

TWFA1 ☐ 70° ☐ 80° ☐ 90°.....STD

SEAT TO FOOTREST E/FOOTRESTS Measure from front edge of seat sling to top rear of footrest.

Standard Footrests Measurement must be at least 2" shorter than Front Seat Height C.

TWFTR3 ☐ 9" ☐ 9.5" ☐ 10" ☐ 10.5" ☐ 11" ☐ 11.5" ☐ 12" ☐ 12.5" ☐ 13" ☐ 13.5" ☐ 14" ☐ 14.5" ☐ 15" ☐ 15.5" ☐ 16" ☐ 16.5"
 ☐ Angle Adjustable Footrest.....STD

TWFTR24 ☐ Flip-Back Depth & Angle Adjustable Footrest (Not available when both 13" - 15" Seat Width A and Abduction Frame/2" Outward Flare are ordered.).....\$233 K0040

High Mount Footrests

☐ 5" ☐ 5.5" ☐ 6" ☐ 6.5" ☐ 7" ☐ 7.5" ☐ 8" ☐ 8.5" ☐ 9" ☐ 9.5" ☐ 10" ☐ 10.5" ☐ 11" ☐ 11.5" ☐ 12" ☐ 12.5"
 ☐ 13"

TWFTR4 ☐ Angle Adjustable High Mount Footrest.....\$109 K0040

TWFTR27 ☐ Flip-Back Depth & Angle Adjustable High Mount Footrest (Not available when both 13" - 15" (33-38cm) Seat Width A and Abduction Frame with 2" Outward Flare are ordered.).....\$336 K0040, K0045

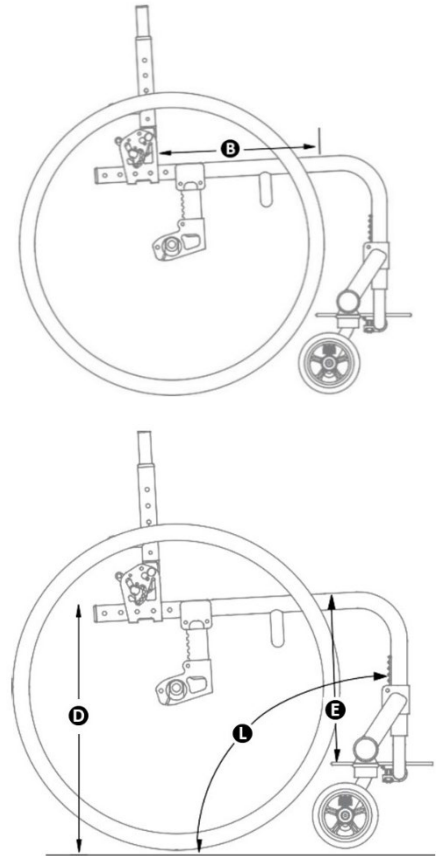
SEAT TO FOOTREST E RANGES (2" Taper available with 12" - 15" or 13" - 16" Seat Depths B only. Add 1.5" to minimum Seat to Footrest E

Ranges with 2" Taper.)

Seat Depth B	3" Front Wheel		4" Front Wheel		5" Front Wheel	
	Standard Footrest	High Mount Footrest	Standard Footrest	High Mount Footrest	Standard Footrest	High Mount Footrest
8" - 11"	9.0" - 12.0"	5.0" - 8.0"	9.0" - 12.0"	5.0" - 8.0"	N/A	N/A
9" - 12"	10.0" - 13.0"	6.0" - 9.0"	10.0" - 13.0"	6.0" - 9.0"	N/A	N/A
10" - 13"	9.0" - 13.5"	5.0" - 9.5"	9.0" - 13.5"	5.0" - 9.5"	9.0" - 14.0"	5.0" - 10.0"
11" - 14"	10.0" - 14.5"	6.0" - 10.5"	10.0" - 14.5"	7.0" - 11.5"	10.0" - 15.0"	6.0" - 11.0"
12" - 15"	11.0" - 15.0"	7.0" - 11.5"	11.0" - 15.0"	8.0" - 12.5"	11.0" - 15.5"	7.0" - 12.0"
13" - 16"	12.0" - 16.0"	8.0" - 12.5"	12.0" - 16.0"	7.5" - 12.0"	12.0" - 16.5"	8.0" - 13.0"

FOOTREST WIDTH I (Inside Measurement)

Seat Width A (Outside Measurement)	No Taper (2" Narrower than Seat Width A)	2" Taper (4" narrower than Seat Width A)
8"	6"	N/A
9"	7"	N/A
10"	8"	N/A
11"	9"	N/A
12"	10"	8"
13"	11"	9"
14"	12"	10"
15"	13"	11"



TiLite TWIST Order Form

Effective Jun 2025 (New Items in Red)

ALUMINUM RIGID, GROWABLE FRAME

Page 3 of 6

FOOTREST WIDTH | Select one of the following options: No Taper or 2" Taper. Measure from inside of front frame tube to inside of opposite front frame tube.

- TWFSW1 ☐ No Taper (2" Narrower than Seat Width A.).....**STD**
TWFSW4 ☐ 2" Taper (4" Narrower than Seat Width A. Available with 12" - 15" or 13" - 16" Seat Depths B only. Add 1.5" to minimum Seat to Footrest E Ranges.).....**NCO**

FRAME MEASUREMENTS

SEAT BACK TYPE/PUSH HANDLES/SEAT BACK HEIGHT

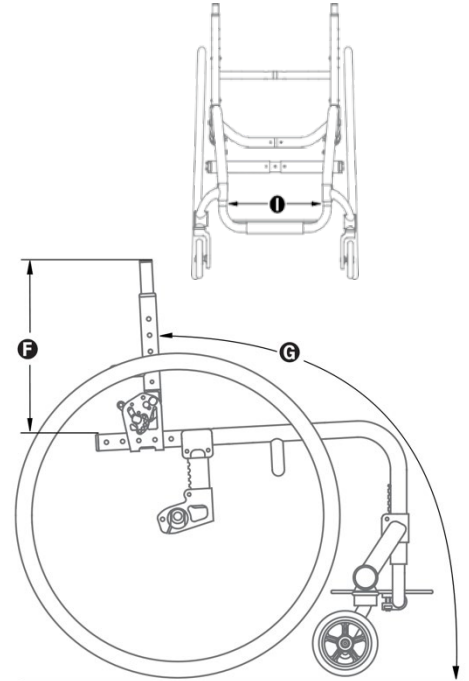
F Measure from top of back post to top of seat tube at rear of frame.

SEAT BACK TYPE

- TWSB1 ☐ Folding Aluminum Adjustable Height with TiShaft Aluminum Back Release Bar.....**STD**
TWSB11 ☐ Seat Back that Locks when Folded.....**NCO**

PUSH HANDLES

- TWSB6 ☐ Integrated Push Handles.....**NCO**
TWSB7 ☐ Integrated Fold-Down Push Handles (Requires Tension Adjustable by Straps Back Upholstery.).....**\$125**
TWSB8 ☐ Bolt-On Push Handles (Requires 12"-14" or 13"-15" Seat Width A range.).....**\$217**
TWSB9 ☐ Bolt-On Height-Adjustable Push Handles (Requires 12"-14" or 13"-15" Seat Width A range.).....**\$363**
TWSB20 Bolt-On Center Mount Height-Adjustable Push Handle
☐ Small 9.25" ☐ Standard 14.25" ☐ Tall 19.25".....**\$201**
TWSB21 ☐ Stroller Handle.....**\$239**



SEAT BACK HEIGHT F (Short Seat Back Height F not available with Flip Back Tubular Armrests.)

Push Handles (Selected Above)	Short	Medium	Tall	Set at: (Use 1/2" increments)
None/Bolt-On/Stroller	<input type="checkbox"/> 8.5" - 11.5"	<input type="checkbox"/> 12" - 16.5"	<input type="checkbox"/> 16.5" - 20.5"	Set at: _____
Integrated	<input type="checkbox"/> 10.5" - 12.5"	<input type="checkbox"/> 13.5" - 16.5"	<input type="checkbox"/> 17.5" - 20.5"	Set at: _____
Integrated Fold-Down	<input type="checkbox"/> 13" - 15.5"	<input type="checkbox"/> 14.5" - 19"	<input type="checkbox"/> 18.5" - 21"	Set at: _____

AVAILABLE ON ALL BACKS

- TWSB22 ☐ Height Adjustable Backrest Rigidizer Bar.....**\$169**

SEAT BACK ANGLE G Measure angle from front of back post to floor. 90° will be perpendicular to the floor. To approximate the angle from the back post to the seat, subtract 2 degrees from measurement G for every 1/2" of dump.

- TWSBA1 ☐ 80° ☐ 83° ☐ 86° ☐ 89° ☐ 92° ☐ 95° ☐ 98° ☐ 101°.....**NCO**

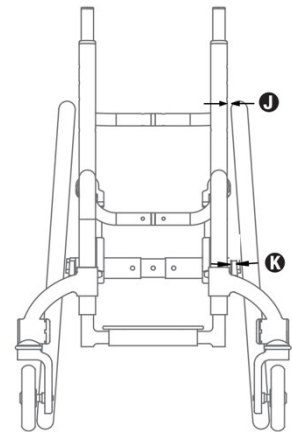
REAR WHEEL SPACING J Measure from outside of seat back post to inside of rear tire. 3/4" Rear Wheel Spacing not available with 0° or 2° Camber K.

Not all rear wheel spacing is available with all accessories.

- TWRWS1 ☐ .75" ☐ 1" ☐ 1.25" ☐ 1.5" ☐ 1.75" ☐ 2".....**STD**
TWCBR12 ☐ Adjustable Rear Wheel Spacing Camber Plugs.....**STD**
TWCBR9 ☐ Additional Spacers to Increase Rear Wheel Spacing.....**NCO**

CAMBER K/CAMBER TUBES

- TWCBR1 ☐ 0° ☐ 2° ☐ 4° ☐ 6° ☐ 8° ☐ 12°.....**STD**
TWCBR15 ☐ Aluminum Camber Tube.....**STD**



CUSTOM CONFIGURATION OPTIONS

FRONT WHEELS (See Front Seat Height Ranges Chart on Page 2 for Front Seat Height C limitations.)

- TFWW24 ☐ 3"x1.4" LiteSpeed-7 Billet Aluminum Wheel w/Soft Roll Tire ☐ Silver Hub OR ☐ Black Hub.....**\$206**
TFWW14 ☐ 4"x.75" Plastic Wheel w/Poly Tire (Not available with Slipstream Fork.).....**NCO**
TFWW3 ☐ 4"x.75" Light-Up Micro-Caster (Not available with Slipstream Fork.).....**\$88**
TFFW26 ☐ 4"x1.4" LiteSpeed-7 Plastic Wheel w/Soft Roll Tire.....**\$112**
TFWW27 ☐ 4"x1.4" LiteSpeed-7 Billet Aluminum Wheel w/Soft Roll Tire ☐ Silver Hub OR ☐ Black Hub.....**\$217**
TFWW6 ☐ 5"x1" Plastic Wheel w/Poly Tire (Not available with 90° Front Angle L, Slipstream Fork.).....**NCO**
TFWW28 ☐ 5"x1.4" LiteSpeed-7 Plastic Wheel w/Soft Roll Tire (Not available with 90° Front Angle L.).....**\$103**
TFWW30 ☐ 5"x1.4" LiteSpeed-7 Billet Aluminum Wheel w/Soft Roll Tire ☐ Silver Hub OR ☐ Black Hub
(Not available with 90° Front Angle L.).....**\$233**

CUSTOM CONFIGURATION OPTIONS

PRECISION LOCK FRONT FORKS

- TWFK1 ☐ TiLite Standard Fork.....**STD**
TWFK2 ☐ TiLite Slipstream Single-Sided Fork.....**\$185**

TiLite TWIST Order Form

Effective Jun 2025 (New Items in Red)

ALUMINUM RIGID, GROWABLE FRAME

Page 4 of 6

TWGL1	<input type="checkbox"/> Glide™ Suspension Fork (Black anodize only. Not available with Heavy Duty Frame.)	\$526	E1015
	Rider's Weight: <input type="checkbox"/> 125 lbs. <input type="checkbox"/> 125-180 lbs. <input type="checkbox"/> 180-265 lbs.		
TWTS1	<input type="checkbox"/> Titanium Fork Stem	\$66	

REAR WHEELS (See Rear Seat Height Ranges Chart on Page 2 for Rear Seat Height D limitations.)

TWRW14	TiLite SHADOW™	STD	
	<input type="checkbox"/> 18"(400)		
	<input type="checkbox"/> 20"(451)		
	<input type="checkbox"/> 22"(501)		
	<input type="checkbox"/> 24"(540)		
TWRW7	Spinergy® SPOX <input type="checkbox"/> Black <input type="checkbox"/> Red <input type="checkbox"/> Blue <input type="checkbox"/> White <input type="checkbox"/> Orange <input type="checkbox"/> Pink <input type="checkbox"/> Purple <input type="checkbox"/> Green (Orange, Pink, Purple and Green only available in 20" size.)	\$915	
	<input type="checkbox"/> 20"(451) - Std. Hub		
	<input type="checkbox"/> 22"(501) - Std. Hub		
	<input type="checkbox"/> 24"(540) - Std. Hub		
TWRW8	Spinergy® LX <input type="checkbox"/> Black <input type="checkbox"/> Red <input type="checkbox"/> Blue <input type="checkbox"/> White <input type="checkbox"/> Bright Orange <input type="checkbox"/> Flamingo Pink <input type="checkbox"/> Purple <input type="checkbox"/> Green	\$1,148	
	<input type="checkbox"/> 22"(501) - Std. Hub		
	<input type="checkbox"/> 24"(540) - Std. Hub		
TPRW9	Spinergy Design Lab LX Wheels (Available with black spokes only.)		
	<input type="checkbox"/> Gold Anodize <input type="checkbox"/> Green Anodize <input type="checkbox"/> Blue Anodize <input type="checkbox"/> Red Anodize <input type="checkbox"/> Purple Anodize <input type="checkbox"/> Orange Anodize	\$1,364	
	<input type="checkbox"/> 22"(501) - Std. Hub		
	<input type="checkbox"/> 24"(540) - Std. Hub		
TWRW16	Spinergy® Carbon Blade with 2x2 Twill Weave Carbon Fiber	\$1,602	
	<input type="checkbox"/> 24"(540)		
TWRW17	X-Core Mag (Not available with Short Tabs, Quad Release Axles, Spoke Guards or Omit Handrims Option. Requires Aluminum Sliver Anodized Handrims.)	\$66	
	<input type="checkbox"/> 20"(451)		
	<input type="checkbox"/> 22"(501)		
	<input type="checkbox"/> 24"(540)		

AXLES

TWAXL1	<input type="checkbox"/> Stainless Quick Release	STD	
TWAXL2	<input type="checkbox"/> Titanium Quick Release	\$277	
TWAXL3	<input type="checkbox"/> Quad Release (Not available with Mag Rear Wheels.)	\$169	

PNEUMATIC REAR TIRES

TWRTR1	<input type="checkbox"/> Treaded	STD	
TWRTR2	<input type="checkbox"/> Airless Inserts (Not available with 18" Rear Wheels.)	\$98	E2213
TWRTR4	<input type="checkbox"/> MBL SpeedLite 20"(451), 22"(501), 24"(540)	NCO	
TWRTR30	<input type="checkbox"/> 24"(540) Primo Sentinel	\$136	
TWRTR8	<input type="checkbox"/> 24"(540) Schwalbe® Marathon Plus Evolution	\$152	
TWRTR32	<input type="checkbox"/> 24"(540) Primo C-763 Knobby Tires	\$104	

SOLID REAR TIRES

TWRTR22	<input type="checkbox"/> 18"(400), 20"(451), 22"(501) and 24"(540) Primo Orion (Not available with Spinergy Carbon Blade Rear Wheels.)	\$120	
TWRTR23	<input type="checkbox"/> 24"(540) Primo Active	\$147	

HANDRIMS

TWRIM1	<input type="checkbox"/> Aluminum – Silver Anodized	STD	
TWRIM21	<input type="checkbox"/> Aluminum – Black Anodized (Not available with 18" (400))	NCO	
TWRIM12	<input type="checkbox"/> Titanium – Satin Finish (Not available with 18" (400) 20"(451) or 22"(501) Rear Wheels, or 24"(540) Knobby tires.)	\$509	

The Natural-Fit® (Original, Larger Profile) (Not available with 18"(400) or 20"(451) Rear Wheels.)

TWRIM14	<input type="checkbox"/> Standard Grip (Not available with Short Tabs or Spinergy Carbon Blade Rear Wheels.)	\$428	
TWRIM15	<input type="checkbox"/> Super Grip (Not available with Short Tabs or Spinergy Carbon Blade Rear Wheels.)	\$466	
TWRIM 16	<input type="checkbox"/> Without Thumb Grip	\$390	

The Natural-Fit® LT (Reduced Weight, Smaller Profile) (Not available with 18"(400) or 20"(451) Rear Wheels.)

TWRIM17	<input type="checkbox"/> Standard Grip (Not available with Short Tabs or Spinergy Carbon Blade Rear Wheels.)	\$440	
TWRIM18	<input type="checkbox"/> Super Grip (Not available with Short Tabs or Spinergy Carbon Blade Rear Wheels.)	\$514	
TWRIM19	<input type="checkbox"/> Without Thumb Grip	\$423	
TWRIM10	<input type="checkbox"/> The Surge (All-In-One Oval with Gription™ Strip, Larger Profile) (Not available with 18"(400) or 20"(451) Rear Wheels.)	\$433	
TWRIM11	<input type="checkbox"/> The Surge LT (All-In-One Oval with Gription™ Strip, Smaller Profile) (Not available with 18"(400) or 20"(451) Rear Wheels.)	\$466	
TWRIM20	<input type="checkbox"/> Q-Grip (Exclusive High-Friction, Anti-Slip Coating) (Not available with 18"(400), 20"(451) Rear Wheels.)	\$358	

Additional Handrim Options

TWRIM5	<input type="checkbox"/> Plastic Coated – Black (Not available with 18" (400) Rear Wheels.)	\$174	
TWRIM22	<input type="checkbox"/> Omit Handrims	NCO	

TiLite TWIST Order Form

Effective Jun 2025 (New Items in Red)

ALUMINUM RIGID, GROWABLE FRAME

Page 5 of 6

CUSTOM CONFIGURATION OPTIONS

Tab Length

TWRIM7	<input type="checkbox"/> Long Tabs	STD	
TWRIM8	<input type="checkbox"/> Short Tabs (Not available with Mag Rear Wheels or The Natural-Fit® Handrims with Thumb Grip.)	\$28	

WHEEL LOCKS

TWWLK7	<input type="checkbox"/> Compact Composite Push to Lock (Available with .75" to 1.5" Rear Wheel Spacing J only.)	NCO	
TWWLK8	<input type="checkbox"/> Compact Composite Pull to Lock (Available with .75" to 1.5" Rear Wheel Spacing J only.)	NCO	
TWWLK10	<input type="checkbox"/> Extension Handles for Composite Push/Pull to Lock	\$93	E0961

Additional Wheel Locks

TWLK11	<input type="checkbox"/> MBL Composite Scissor Lock	\$158	
TWWLK3	Uni-Lock Set At: <input type="checkbox"/> Push OR <input type="checkbox"/> Pull	\$179	
TWWLK4	<input type="checkbox"/> Extension Handles for Uni-Lock	\$93	E0961

BACK UPHOLSTERY

TWBUP2	<input type="checkbox"/> Velcro Adjustable (Not available with Fold-Down Push Handles.)	STD	
	Tension Adjustable by Straps (Required with Fold-Down Push Handles.)		
TWBUP3	<input type="checkbox"/> Padded Nylon	\$369	E2611
TWBUP5	<input type="checkbox"/> AIR Breathable Upholstery (Not available with Ultrasuede or NiteLite Backrest Stripe.)	\$369	E2611
TWUPC3	Ultrasuede Backrest Stripe <input type="checkbox"/> Black <input type="checkbox"/> Sapphire <input type="checkbox"/> Red Pepper <input type="checkbox"/> Burnt Orange <input type="checkbox"/> Ultraviolet <input type="checkbox"/> NiteLite Reflective (Not available with AIR Breathable Back Upholstery.)	\$115	
TWBUP0	<input type="checkbox"/> OmitBack Upholstery	NCO	

SEAT UPHOLSTERY

TWSUP1	<input type="checkbox"/> Tension Adjustable Bolt On (Black only.)	STD	
TWSUP0	<input type="checkbox"/> OmitSeat Upholstery	NCO	

SEAT CUSHION (Want more seating options? [Click here](#) to view the new TiLite Seating Order Form.)

TWCSH2	<input type="checkbox"/> Comfort Curve Cushion (Stretch-Air cover)	\$122	E2601
TWCSH23	<input type="checkbox"/> Comfort Embrace Zero Elevation Cushion (Comfort-Tek cover)	\$428	E2607
TWCSH11	<input type="checkbox"/> ROHO® LOW PROFILE® Single Compartment Cushion	\$534	E2622

SIDE GUARDS

Aluminum

TWSDG2	<input type="checkbox"/> Rigid Removable	<input type="checkbox"/> Extra Small	OR	<input type="checkbox"/> Small	OR	<input type="checkbox"/> Std	\$217	
TWSDG3	<input type="checkbox"/> Quad Removable w/Hole	<input type="checkbox"/> Small	OR	<input type="checkbox"/> Std			\$233	

2x2 Twill Weave Carbon Fiber

TWSDG7	<input type="checkbox"/> Rigid Removable	<input type="checkbox"/> Small	OR	<input type="checkbox"/> Std	\$336	
TWSDG8	<input type="checkbox"/> Quad Removable w/Hole	<input type="checkbox"/> Small	OR	<input type="checkbox"/> Std	\$347	
TWSDG12	<input type="checkbox"/> Fendered Removable				\$493	

Available on Aluminum and Carbon Fiber Non-Fendered Side Guards

TWSDG13	<input type="checkbox"/> Side Guards Custom Cut to Profile of Rear Wheels	\$342	
---------	---	-------	--

☐ Custom Offset Profiled Sideguards (Removable or Fold-Down) CMD 007. Please specify desired offset to nearest $\pm\frac{1}{2}$ " (e.g., ± 0.50 ") and sideguard type (rigid or fold-down) in the Notes section of the order form. Sideguard material must be selected. Some limitations may apply.

ARMRESTS (Desk Arms come with built-in Side Guards.)

TWARM1	<input type="checkbox"/> Swing Away Tubular	\$244	E0973
TWARM4	<input type="checkbox"/> Flip Back Tubular (Not available with Short Seat Back Height or Velcro Adjustable Back Upholstery F.)	\$342	E0973
TWARM2	<input type="checkbox"/> Removable Height Adjustable Pediatric Desk Arm with Rigid Side Guard (Requires 10" minimum Seat Depth B.)	\$363	E0973
	<input type="checkbox"/> Standard Length Pad (10")		

Available Armrest Option

TWARM5	<input type="checkbox"/> Covered in Black Ultrasuede (Not available with Desk Arms)	\$120	
--------	---	-------	--

UPPER BODY POSITIONING

TWUBP1	<input type="checkbox"/> Bodypoint® PivotFit™ Dynamic shoulder harness with cam buckle mounts, rear-pull	\$228	E0960
	<input type="checkbox"/> Extra Small <input type="checkbox"/> Small		

PELVIC POSITIONING BELTS

TWBLT1	<input type="checkbox"/> Velcro Adjustable, black nylon webbing	\$61	E0978
TWBLT2	<input type="checkbox"/> Bodypoint® 2" wide Push-Button Buckle (Auto-Style)	\$103	E0978
TWBLT4	<input type="checkbox"/> Bodypoint® 1" wide Push-Button Buckle Padded (Auto-Style)	\$196	E0978
TWBLT5	<input type="checkbox"/> Bodypoint® 1.5" wide Push-Button Buckle Padded (Auto-Style)	\$185	E0978
TWBLT8	<input type="checkbox"/> Q'Strain® WC-19 Wheelchair-Anchored Pelvic Belt (Recommended for use with Transit Tie Down..)	\$217	E0978
TWBLT10	<input type="checkbox"/> Bodypoint® Optional Band Clamp Mounting Hardware	\$22	K0108

TiLite TWIST Order Form

Effective Jun 2025 (New Items in Red)

ALUMINUM RIGID, GROWABLE FRAME

Page 6 of 6

CALF STRAP

TWCLF2	Velcro Adjustable.....	\$44	K0038
	<input type="checkbox"/> Small (Recommended for 9"- 12" Footrest Widths.)		
	<input type="checkbox"/> Medium (Recommended for 11"- 15" Footrest Widths.)		
TWCLF3	Bodypoint® Padded Velcro Adjustable.....	\$109	K0038
	<input type="checkbox"/> Medium (Recommended for 12"- 15" Footrest Widths)		
TWCLF1	<input type="checkbox"/> Buckle Adjustable, Black Nylon Webbing.....	\$34	K0038

CUSTOM CONFIGURATION OPTIONS

TWCLF15	Bodypoint® Ankle Huggers.....	\$244	E0978
	<input type="checkbox"/> Xtra Small		
	<input type="checkbox"/> Small		

RESIDUAL LIMB SUPPORT

TWRSL1	<input type="checkbox"/> Residual Limb Support <input type="checkbox"/> Left OR <input type="checkbox"/> Right (8" width x 10" length).....	\$428	E1020
TWRSL2	<input type="checkbox"/> Residual Limb Support Pair (8" width x 10" length).....	\$855	E1020

BACKPACK

TWBCK3	<input type="checkbox"/> Permobil Medical Necessities Backpack.....	\$103	
--------	---	-------	--

SEAT POUCH

TWPCH3	<input type="checkbox"/> Permobil Medical Necessities Seat Pouch.....	\$66	
--------	---	------	--

SPOKE GUARDS

TWGRD1	<input type="checkbox"/> Clear Lexan (Not available with Mag Rear Wheels or 18" Rear Wheels.).....	\$147	K0065
--------	--	-------	-------

ANTI-TIPS

TWTIP1	<input type="checkbox"/> Rear Aluminum - Black (Seat Widths A of 8" to 10", 9" to 11" or 10" to 12" will ship with the Center Mount Single Non-Swivel Caster (TWTIP6) at no additional cost when Black Aluminum (TWTIP1) is selected.).....	\$174	E0971
TWTIP2	<input type="checkbox"/> User Friendly Flip-up (Requires 12" to 14" or 13" to 15" Seat Widths A range.).....	\$363	E0971
TWTIP5	<input type="checkbox"/> Center Mount Swivel Caster Anti-Tip.....	\$277	E0971
TWTIP6	<input type="checkbox"/> Center Mount Non-Swivel Caster Anti-Tip.....	\$250	E0971

ACCESSORIES

TWUEST1	Upper Extremity Support Tray <input type="checkbox"/> 12" to 14" OR <input type="checkbox"/> 13" to 15" Seat Widths A (Requires Armrests.).....	\$315	E0950
TWMPCT2	Neoprene Impact Guards with Ultrasuede Stripe <input type="checkbox"/> Black.....	\$115	
TWCH1	<input type="checkbox"/> Crutch Holder.....	\$244	E2207

GENERAL

More options and frame modifications may be available through our Creative Mobility Division! Please contact customer service for details or [click here](#) to view options.

Permobil manufactures TiLite manual wheelchairs in a wide variety of configurations to meet the varied needs of wheelchair users. The final selection of a particular model, its options and accessories, and its measurements rests solely with the wheelchair user and advising healthcare professional. These wheelchairs must be fitted by a qualified healthcare professional. HCPCS Codes are for reference purposes only. Actual coding and coverage varies by payer. Proper HCPCS coding is not a guarantee of payment. Please verify the appropriate payer's coverage policy.

Get the latest order forms at permobilus.com. Prices, standard features, options and accessories are subject to change without notice. All rights reserved. Trademarks are identified by symbols™ and ®. TiLite, TiFit, the TiLite logo, Ti, the Ti logo, and TiShaft are registered trademarks of TiSport, LLC and are licensed to Permobil. Permobil® is a registered trademark of Permobil. Adobe®, Acrobat®, Acrobat Professional® and Reader® are registered trademarks of Adobe Systems Inc. Bodypoint® is a registered trademark of Bodypoint Inc. Kenda® is a registered trademark of Kenda Rubber Industrial Co. Ltd. ROHO®, AGILITY®, Low Profile® and Quadro Select® are registered trademarks of ROHO Inc. Schwalbe® is a registered trademark of Ralf Bohle GmbH. The Natural-Fit® and Out-Front® are registered trademarks of Three Rivers Holdings, LLC. The ACTA-BACK®, ACTA-EMBRACE™, COMFORT-TEK™, COMPASS®, CURVE®, ELEMENTS®, and STRETCH AIR™ are registered trademarks of THE COMFORT COMPANY® and are licensed to Permobil. Q'Straint® is a registered trademark of Q'Straint Inc.

NOTES

QUOTE THIS CHAIR

If you are using Adobe Acrobat, this order form may be converted into a quote request or into an order by clicking one of the buttons (this feature is available exclusively to Permobil dealers and distributors). A Quote or an Order Confirmation will be sent to you within 24 hours.

ORDER THIS CHAIR