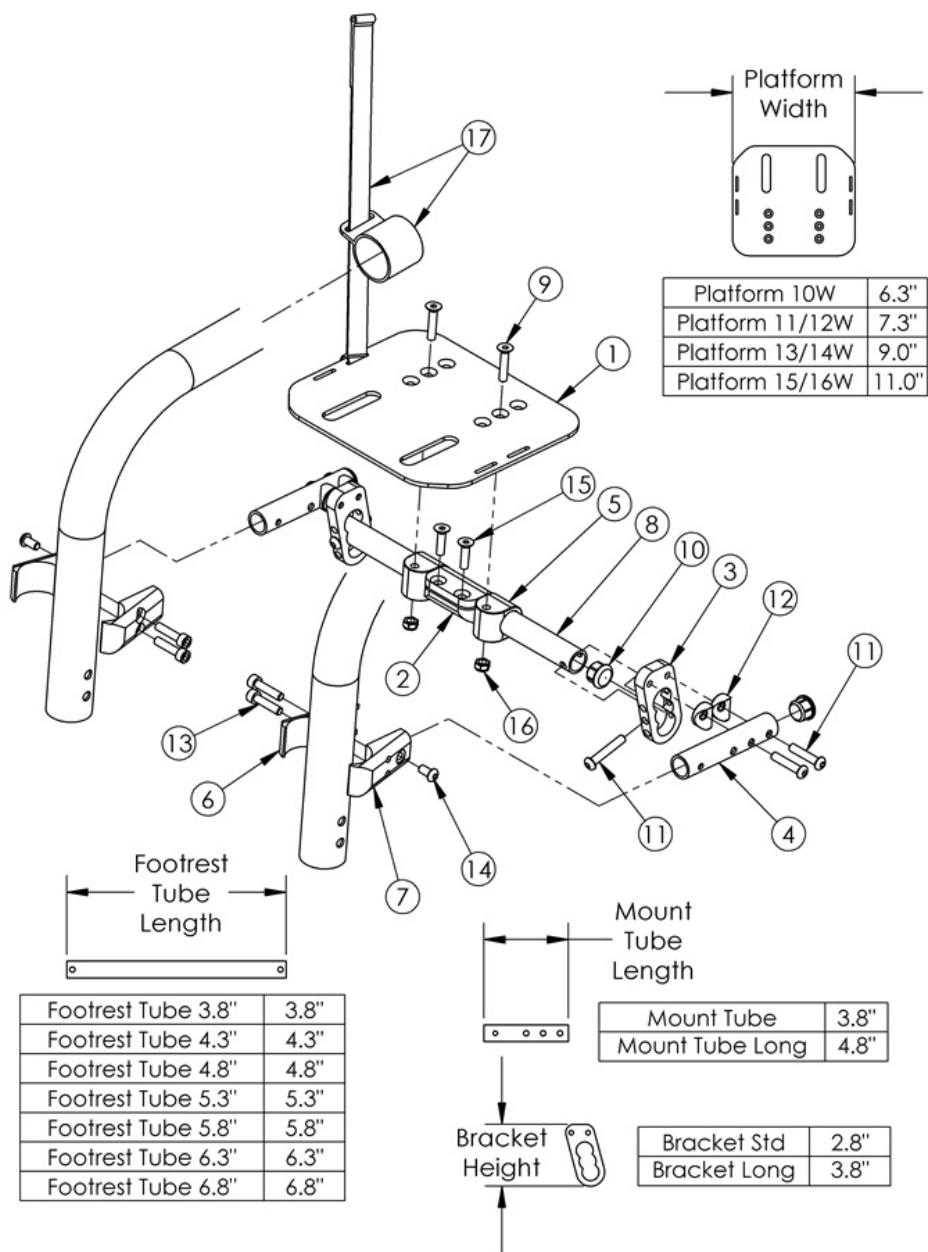


Rigid High Mount Angle Adjustable Flip Under Footrest



Use extended assemblies when chair has 2" or more Sling Position or 70°, 75° or 80° Front Frame Bend. Sizes based on straight frame/no taper. Not available with Heavy Duty Option

Item Number	Part Number	Description	Quantity
1a, 2, 3a, 4a, 5 - 7, 8a, 9 - 17	501026	Footrest Assembly Aluminum High Mount Flip 10" Rigid	1

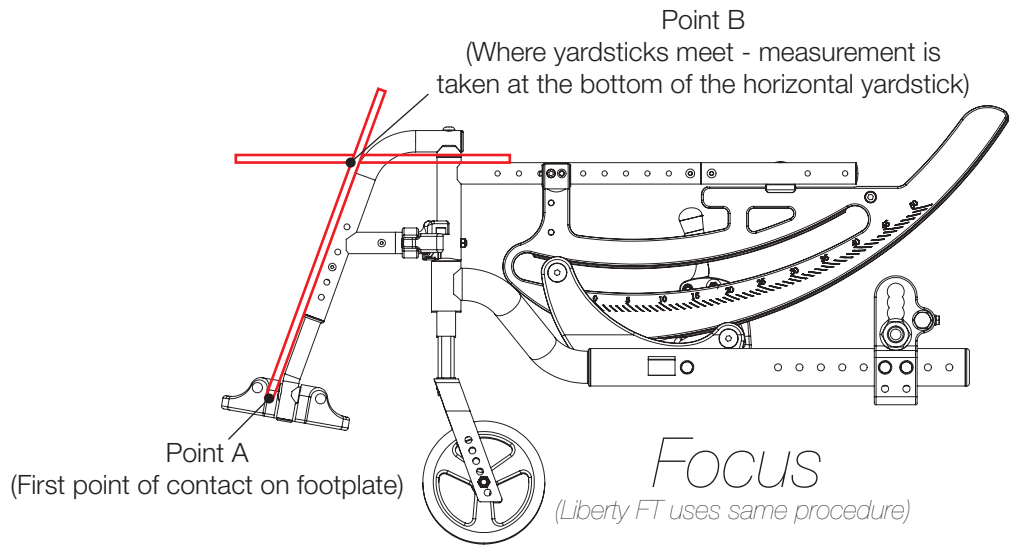
Item Number	Part Number	Description	Quantity
1b, 2, 3a, 4a, 5 - 7, 8b, 9 - 17	501027	Footrest Assembly Aluminum High Mount Flip 11" Rigid	1
1b, 2, 3a, 4a, 5 - 7, 8c, 9 - 17	500593	Footrest Assembly Aluminum High Mount Flip 12" Rigid	1
1c, 2, 3a, 4a, 5 - 7, 8d, 9 - 17	500594	Footrest Assembly Aluminum High Mount Flip 13" Rigid	1
1c, 2, 3a, 4a, 5 - 7, 8e, 9 - 17	500595	Footrest Assembly Aluminum High Mount Flip 14" Rigid	1
1d, 2, 3a, 4a, 5 - 7, 8f, 9 - 17	500596	Footrest Assembly Aluminum High Mount Flip 15" Rigid	1
1d, 2, 3a, 4a, 5 - 7, 8g, 9 - 17	500597	Footrest Assembly Aluminum High Mount Flip 16" Rigid	1
1e, 2, 3a, 4a, 5 - 7, 8h, 9 - 17	505233	Footrest Assembly Aluminum High Mount Flip 17" Rigid	1
1e, 2, 3a, 4a, 5 - 7, 8i, 9 - 17	505234	Footrest Assembly Aluminum High Mount Flip 18" Rigid	1
1a, 2, 3a, 4b, 5 - 7, 8a, 9 - 17	502369	Footrest Assembly Aluminum High Mount Flip Extended 10" Rigid	1
1b, 2, 3a, 4b, 5 - 7, 8b, 9 - 17	502370	Footrest Assembly Aluminum High Mount Flip Extended 11" Rigid	1
1b, 2, 3a, 4b, 5 - 7, 8c, 9 - 17	502371	Footrest Assembly Aluminum High Mount Flip Extended 12" Rigid	1
1c, 2, 3a, 4b, 5 - 7, 8d, 9 - 17	502372	Footrest Assembly Aluminum High Mount Flip Extended 13" Rigid	1
1c, 2, 3a, 4b, 5 - 7, 8e, 9 - 17	502373	Footrest Assembly Aluminum High Mount Flip Extended 14" Rigid	1
1d, 2, 3a, 4b, 5 - 7, 8f, 9 - 17	502374	Footrest Assembly Aluminum High Mount Flip Extended 15" Rigid	1
1d, 2, 3a, 4b, 5 - 7, 8g, 9 - 17	502375	Footrest Assembly Aluminum High Mount Flip Extended 16" Rigid	1
1e, 2, 3a, 4b, 5 - 7, 8h, 9 - 17	505235	Footrest Assembly Aluminum High Mount Flip Extended 17" Rigid	1
1e, 2, 3a, 4b, 5 - 7, 8i, 9 - 17	505236	Footrest Assembly Aluminum High Mount Flip Extended 18" Rigid	1
1a	000969	Footrest Platform High Mount Angle Adjustable Flip Under 6.3"	1
1b	000970	Footrest Platform High Mount Angle Adjustable Flip Under 7.3"	1
1c	000971	Footrest Platform High Mount Angle Adjustable Flip Under 9"	1
1d	000972	Footrest Platform High Mount Angle Adjustable Flip Under 11"	1
1e	002048	Footrest Platform High Mount Angle Adjustable Flip Under 13"	1
2	000953	Footrest Flip Stop Clamp Rigid	1
3a	000687	Footrest Flip Mount Bracket Rigid	2
3b	000908	Footrest Flip Mount Bracket Long Rigid <i>Used as needed to achieve Seat to Footrest Length</i>	2
4a	000686	Footrest Flip Mount Tube Rigid	2

Item Number	Part Number	Description	Quantity
		<i>Used on chairs with 0" or 1" Sling Position when Front Frame Bend is 85° or 90°</i>	
4b	000907	Footrest Flip Mount Tube Long Rigid <i>Used on chairs with 2" or more Sling Position or 70°, 75° or 80° Front Frame Bend</i>	2
5	000954	Footrest Flip Pivot Rigid	2
6	000559	Footplate Flip Clamp A Rigid	2
7	000560	Footplate Flip Clamp B Recess Rigid	2
8a	000688	Footrest Tube 3.8" Rigid <i>Used on 10" wide chairs with straight frame/no taper</i>	2
8b	000689	Footrest Tube 4.3" Rigid <i>Used on 11" wide chairs with straight frame/no taper</i>	2
8c	000690	Footrest Tube 4.8" Rigid <i>Used on 12" wide chairs with straight frame/no taper</i>	2
8d	000691	Footrest Tube 5.3" Rigid <i>Used on 13" wide chairs with straight frame/no taper</i>	2
8e	000692	Footrest Tube 5.8" Rigid <i>Used on 14" wide chairs with straight frame/no taper</i>	2
8f	000693	Footrest Tube 6.3" Rigid <i>Used on 15" wide chairs with straight frame/no taper</i>	2
8g	000694	Footrest Tube 6.8" Rigid <i>Used on 16" wide chairs with straight frame/no taper</i>	2
8h	002406	Footrest Tube 7.3" Rigid <i>Used on 17" wide chairs with straight frame/no taper</i>	2
8i	002407	Footrest Tube 7.8" Rigid <i>Used on 18" wide chairs with straight frame/no taper</i>	2
9	101733	M6 x 35 CLS10.9 DIN7991 FSHCS BLKZC	2
10	100638	Tube End Plug 3/4"	2
11	101119	M6 X 32 BHCS bright	6
12	000053	Saddle 3/4"	4
13	100780	M6 x 25 SHCS ZC	4
14	100667	M6 x 12 BTN SHCS BLKZC w/Patch	2
15	100866	M6 x 20 CLS12.9 DIN7991 FSHCS Blk Zc w/Patch	2
16	100658	M6 Nylock Nut Blk Zn	2

Item Number	Part Number	Description	Quantity
17	101082	Footrest High Mount Flip Foot Strap Rigid	1

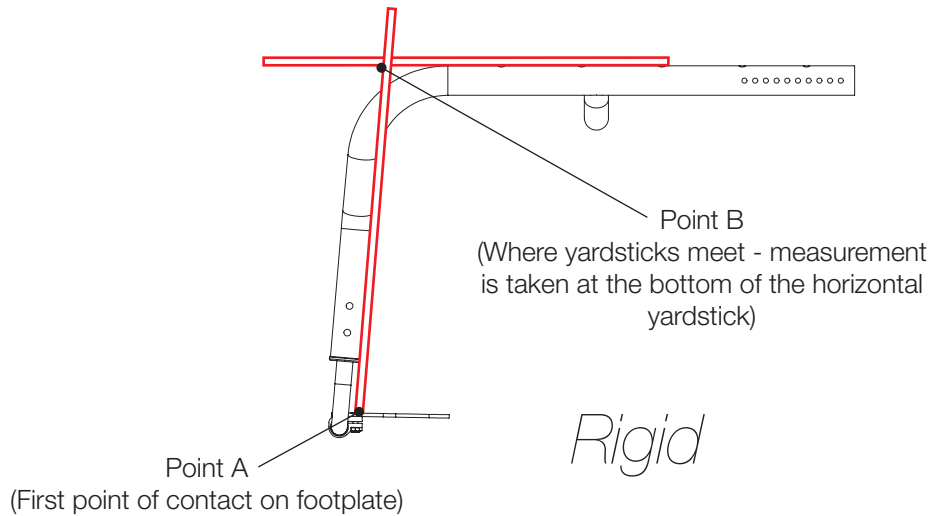
Distance between Point A and Point B = Footplate Length

NOTE: The yardstick on the top plane of the seat frame must lie flat against frame. The yardstick going from the footplate to the second yardstick must be square against the hanger tube.



Distance between Point A and Point B = Footplate Length

NOTE: The yardstick on the top plane of the seat frame must lie flat against frame. The yardstick going from the footplate to the second yardstick must be square against the front tube.



Distance between Point A and Point B = Footplate Length

NOTE: The yardstick on the top plane of the hanger must lie flat against hanger. The yardstick going from the footplate to the second yardstick must be square against the hanger tube.

