



ProForm NX™

The cushion of choice for wheelchair users with challenging positioning and postural support requirements.

SEATING SYSTEMS

ProForm NX™

Therapists recommend the ProForm NX for individuals with leg length discrepancies, amputations, and other pelvic obliquities. Therapists value this cost-effective and easy-to-customize off the shelf product.

Users and caregivers value the durability and adjustability of the ProForm NX.



A modifiable contoured base, superior pressure distribution, asymmetric positioning options, comfort, and simplicity make the ProForm NX an ideal off-the-shelf solution when a customizable wheelchair cushion is needed.

1. Contoured Base

Closed-cell foam base will not absorb fluid and is resistant to bacteria. The base can be cut with a knife or blade to accommodate drop-base seats, leg-length discrepancies, and "hot spots." Laterals and a deep ischial pan provide maximum immersion and pressure distribution. Molded thigh troughs improve lower-extremity positioning. Flex Hinge lets the base flex when a Modifiable Wedge is placed underneath it.

2. Air-Foam Floatation Cushion

Designed for pelvic obliquities and other asymmetrical conditions, exclusive Air-Foam Floatation cushion contains two self-inflating, independently-adjustable chambers (patent pending). Adjustments are made using two-way air valves that release air to immerse the user in the foam. The foam contours to the user and the user's weight is distributed over the surface of the cushion. ProForm NX is also available in a single chamber configuration.

3. Modifiable Thigh Cushion

Breathable, mesh-covered reticulated-foam blocks contour over the medial thigh separator and anterior laterals for added comfort and stability. Modifiable Thigh Cushion is patterned in sections for easy modification to match changes made to the Contoured Base. Non-absorbent and washable.



4. Cover

ProForm NX is available with a mesh or incontinence cover with breathable four-way-stretch material. Reticulated foam inside promotes air exchange and improves pressure distribution. The underside is a rugged nonslip material with hook and loop for added security. ProForm NX cover meets ISO 7176-16 ignition resistance standards for upholstered wheelchair components. Machine washable.

5. Modifiable Wedge

A modifiable closed-cell foam wedge is standard with each ProForm NX. The Modifiable Wedge increases the weight-bearing load on the back of the thighs and decreases the load on the buttocks, without changing the seat-to-back angle. The 2 inch (5 cm) tapered wedge trims easily for custom fitting.



4000 1st Avenue South
Seattle, WA 98134
Phone: (800) 827-4548
Fax: (206) 343-5795
www.varilite.com

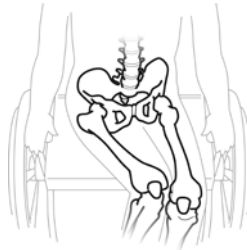
Authorized EU Representative:
Cascade Designs, Limited
Dwyer Road, Midleton, Co. Cork
Republic of Ireland



ProForm NX™

Modification Guidelines for Professionals in Seating and Positioning

Designed for people requiring greater positioning support and/or cushion modifications. Examples of common modifications



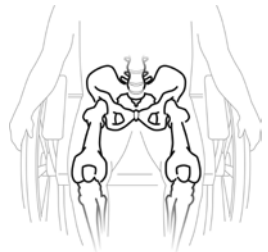
Wind Swept Deformity

- Cut the Contoured Base to accommodate the pelvic rotation.
- Cut down the existing medial thigh separator.
- Create a new medial thigh separator using Cheat Sheets™.
- Cut Modifiable Thigh Cushion and Modifiable Wedge as needed to conform to the Contoured Base.
- Cinch cover.



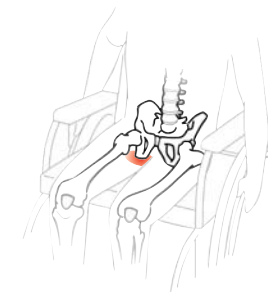
Cerebral Vascular Accident (CVA) Above Knee Amputation (AKA) Limited Hip Flexion

- Cut Contoured Base and Modifiable Thigh Cushion up the middle to ischial bar.
- For CVA and AKA, cut the Modifiable Wedge and place only under the affected leg. For Limited Hip Flexion, place Modifiable Wedge only under the unaffected leg.



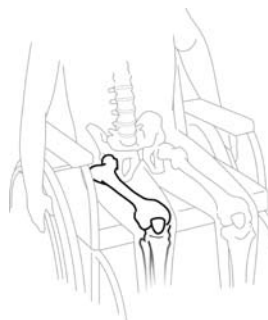
Symmetrical Posture Requiring Additional Support

- Modify the Contoured Base with Cheat Sheets™ to build up the medial thigh separator and/or laterals.



Existing Reddened Skin

- Identify location of bony prominence relative to the base, ideally with a pressure mapping system.
- Cut holes or recessed areas in the Contoured Base to provide additional pressure relief.



Upper Leg Length Discrepancy

- Cut along the Modification Guides on the Contoured Base to accommodate shorter femur.
- Cut the Modifiable Thigh Cushion and Modifiable Wedge to conform to the Contoured Base.
- Cinch cover. (see steps 4-6)



Why ProForm NX?

Seating specialists choose the ProForm NX because it can be modified in an additive or subtractive manner. For example, the ProForm NX can offer additional medial or lateral thigh support by building up areas of the Contoured Base with VARILITE Cheat Sheets. The ProForm NX can also be modified by cutting away the Contoured Base, Modifiable Thigh Cushion, and Modifiable Wedge to address a leg length discrepancy.

The ProForm NX is the customizable, out-of-the-box, seating solution.



Modifying Components

1. Modify Contoured Base with a blade or electric knife.
2. Cut Modifiable Wedge with a blade or electric knife.
3. Cut Modifiable Thigh Cushion using scissors.

Use care when cutting with a blade or knife.

Cinching the Cover

4. Fold provided hook material in half so that you have hook on both sides.
5. Place hook material on loop at front, bottom edge of cushion on side of modification.
6. Pull firmly on cover and fold it back on itself and attach hook to appropriate loop.



ProForm NX is available with the following options:

- | | |
|------------------------------|--------------------------------|
| Cover: | Mesh or Incontinence |
| Air-Foam Floatation Cushion: | Single-Chamber or Dual-Chamber |

See price list for size availability
HCPCS Code K0736/K0737

