

TiLite ZR ZRA Order Form

Effective Jan 2023 (New Items in Red)

MONO-TUBE RIGID FRAME

Page 1 of 8

DEALER INFORMATION		RTS INFORMATION	
Dealer:	Account #:	RTS:	Phone:
PO:	Ordered By:	Email:	
Email:	SHIP TO INFORMATION		
Mark For:	User Weight:	Name:	Ship Via:
TiLite Sales Rep:	Address:		
TiLite Information:	Promo Code:	City:	State: Zip:
Ship Date:	Order #:	Phone:	Fax:

More options and frame modifications may be available through our Creative Mobility Division! Please contact customer service for details or [click here](#) to view options.

Please Email or Fax to the Permobil Manual Customer Experience Team at tilitesales@permobil.com or 509.586.2413



FRAME STYLE

- Z2FS2 ☐ **ZRA Titanium Frame** (Full Adjustability. 265 Pound Weight Limit. 150 Pound Weight Limit for Rear Seat Width A and Seat Depth B of 10"x10" to 12"x12". For Rear Seat Width A and Seat Depth B of 15" or greater, use K0005. For Rear Seat Width A and Seat Depth B of less than 15", use E1235.).....\$4441 K0005, E1235
- Z2FS1 ☐ **ZR Titanium Frame Ultimate TiFIT** (Minimal Adjustability. 265 Pound Weight Limit. 150 Pound Weight Limit for Rear Seat Width A and Seat Depth B of 10"x10" to 12"x12". For Rear Seat Width A and Seat Depth B of 15" or greater, use K0005. For Rear Seat Width A and Seat Depth B of less than 15", use E1235.).....\$490

SMARTDRIVE POWER ASSIST SYSTEM



- ZMAXSD1 ☐ **Permobil SmartDrive MX2+** (N/A with rear seat heights less than 13.5", or 20" rear wheels).....\$7529 E0986
- ZMAXSD16 ☐ **NEW** SpeedControl Dial ZMAXSD17 ☐ Extended Mount OR ZMAXSD18 ☐ SwitchControl Buttons.....NCO
- ZMAXSD13 ☐ **NEW** PushTracker E3 (Not required).....\$51
- ZMAXSD8 ☐ SwitchControl Button with Mono Jack Option.....\$159
- ZMAXSD19 ☐ **NEW** Buddy Button.....\$262
- ZMAXSD4 ☐ Carrying Bag.....\$84
- ZMAXSD10 ☐ Universal Padded Handle.....\$22

*SmartDrive apps available on Watch OS (Apple Watch Series 5 or newer).

FRAME STYLE

- ZHDR1 ☐ **Heavy Duty Frame** (300 Pound Weight Limit. No charge when 20" Rear Seat Width A and 20" Seat Depth B are selected. Includes Tension Adjustable by Straps Back Upholstery. Requires Folding Aluminum Adjustable Height Backrest, Billet Aluminum Front Wheels, Shadow or Spinerger SPOX Rear Wheels. LX Rear Wheels only available with 0 or 2 degree camber. Not available with Slipstream Fork, Velcro Adjustable Upholstery, Swing Away Tubular Armrest or Swing Away Flip Back Tubular Armrest.).....\$472
- ZPWR1 ☐ **Power Adaptable Frame** (Not required for SmartDrive. No charge when 20" Rear Seat Width A and 20" Seat Depth B are selected. Requires LiteSpeed Billet Aluminum Front Wheels and 0 degree camber. Not available with Single-sided Forks, or Titanium Camber Tubes.).....\$369
- ZRFR1 ☐ **Reinforced Frame** (No charge when 20" Rear Seat Width and 20" Seat Depth or Heavy Duty is selected.).....\$369

TRANSIT OPTION

- ZTTDO3 ☐ **Transit Tie-Down** (Tested to WC-19. Consists of four Tie-Down Brackets, two Pelvic Belt Mounting Brackets and Reinforced Frame. Please refer to the ZRA Transit Tie-Down Option Brochure for important information regarding the Transit Tie-Down Option. (Not available with ZR.).....\$363
- ZWTB ☐ **Transport Bracket Option** (Consists of four Tie-Down Brackets. Unoccupied use only. Please refer to the ZR Transport Bracket Supplement for important information regarding the Transit Options).....\$379

FRAME FINISHES

- ZFF1 ☐ Satin (Available with Titanium Frame only.).....STD
- ZSCBT1 ☐ Satin Finish Buffing Pads.....\$22
- ZFF3 ☐ **Tattooed Titanium™ and Aluminum** (Tattoos on front frame tubes. Titanium frame finished in Satin. Aluminum frame is tattooed on blasted aluminum with a clear coat. Tattoos will be trimmed and adjusted to fit your frame.).....\$363
- ZFF45 ☐ **Need for Speed**
- ZFF44 ☐ **Flower Garden**
- ZFF43 ☐ **Mosaic**



- High Gloss Paint** ☐ ZFF8 High Gloss Black ☐ ZFF10 TiLte Red ☐ ZFF29 Neon Pink
- Metallic Paint** ☐ ZFF14 Ocean Blue Metallic ☐ ZFF15 Tangerine Metallic ☐ ZFF30 Acid Green Metallic
- Pearlescent Paint** ☐ ZFF17 Midnight Blue Pearl ☐ ZFF18 White Pearl
- Matte Paint** ☐ ZFF19 Black Lava ☐ ZFF27 Titanium Grey
- Candy Paint** ☐ ZFF22 Ruby Red ☐ ZFF23 Azure Blue ☐ ZFF25 Electric Plum
- Matte Textured Paint** ☐ ZFF40 Hyper Blue ☐ ZFF41 Flame Orange ☐ ZFF42 OD Green.....STD



Permobil.com
2701 West Court Street / Pasco, Washington 99301
Tel 800 736 0925 or Email tilitesales@permobil.com

OF0029 ZRA 1212020RevE

TiLite ZR ZRA Order Form

Effective Jan 2023 (New Items in Red)

MONO-TUBE RIGID FRAME

Page 2 of 8

COLOR ANODIZE PACKAGE

(Color Anodize Package includes: Caster Mount, Caster Fork, and Caster Caps. If no anodize color is selected, the default will be black.)

☐ ZANO1 Black..... STD

☐ ZAN12 Gold ☐ ZAN15 Green ☐ ZAN13 Purple ☐ ZAN14 Orange ☐ ZAN10 Blue ☐ ZAN11 Red\$71

TiFit: TAILORED INDIVIDUALIZED FRAME

Measurements shown below are our most popular selections. **Not seeing what you want?** Contact customer service or visit our Creative Mobility Division (CMD) catalog [here](#) to view additional options.

REAR SEAT WIDTH A Measure from outside of seat tube at back post to the outside of the opposite seat tube at back post.

ZSW1 ☐ 10" ☐ 11" ☐ 12" ☐ 13" ☐ 14" ☐ 15" ☐ 16" ☐ 17" ☐ 18" ☐ 19".....STD

ZSW2 ☐ 20" (HCPCS code only applies to 20" Rear Seat Width A).....\$536

FRONT SEAT WIDTH (SEAT TAPER) T Measure from inside of front frame tube to inside of opposite front frame tube. (Required with V-Front End V. Not Available with Standard Front End I.)

ZFSW1 ☐ No Taper (2.5" Narrower than Rear Seat Width A.).....STD

ZFSW3 ☐ 1.5" Taper (4" Narrower than Rear Seat Width A. Includes Tension Adjustable by Straps Seat Upholstery. Not available with 10" and 11" Seat Widths A.).....\$304

SEAT DEPTH B Measure from front of back post to the front edge of seat sling. Frame bend will start .5" in front of seat sling unless Custom Frame Depth is specified, or the combination of specifications affect the rolling dynamics of the chair.

ZSD1 ☐ 10" ☐ 11" ☐ 12" ☐ 13" ☐ 14" ☐ 15" ☐ 16" ☐ 17" ☐ 18" ☐ 19".....STD

ZSD2 ☐ 20"\$568

ZSD3 ☐ Custom Frame Depth: _____" Frame Depth Longer or Shorter Than Seat Depth (Measure from front of seat sling to beginning of frame bend. Ranges from 0.5" to 2" and can be given as specific as 1/4" increments. A Custom Frame Depth outside specified range may be available through our Creative Mobility Division. A Custom Frame Depth of 20" will have an additional charge.).....NCO

ERGONOMIC SEAT U Measure from front of back post to beginning of upward bend of seat tube.

ZERG1 ☐ ZR Ergonomic Seat (Not available with Tension Adjustable Bolt On Seat Upholstery)
☐ 5" ☐ 6" ☐ 7" ☐ 8" ☐ 9"\$369

ZERG2 ☐ ZRA Ergonomic Seat (Center of Gravity adjustment may be affected by this option. Custom Sideguards may be affected by this option. Not available with V-Front or Seat Taper, Seat Back that Locks When Folded, Desk Arms, Depth Adjustable Backrests, Fold Down Rigid Sideguards, Solid Seat, Tension Adjustable Bolt-On Seat Upholstery)
☐ 6" (Minimum Seat Depth B 10") ☐ 7" (Minimum Seat Depth B 12")
☐ 8" (Minimum Seat Depth B 13")\$433

FRONT SEAT HEIGHT C Measure from floor to top of seat tube at front edge of seat sling. ZRA adjusts up and down in .5" increments.

ZFSH1 ☐ 16" ☐ 16.5" ☐ 17" ☐ 17.5" ☐ 18" ☐ 18.5" ☐ 19" ☐ 19.5" ☐ 20" ☐ 20.5"
☐ 21"STD

REAR SEAT HEIGHT D Measure from floor to top of seat tube at back post.

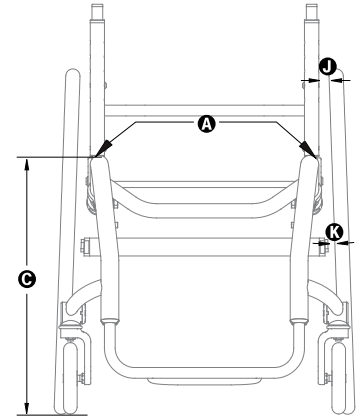
Rear Wheel Size	Rear Seat Height
20"	12.5"-18.5"
22"	14.0"-19"
24"	14.5"-20"
25"	14.5"-20"
26"	15.5"-20"

ZRSH1 ☐ 12.5" ☐ 13" ☐ 13.5" ☐ 14" ☐ 14.5" ☐ 15" ☐ 15.5" ☐ 16" ☐ 16.5"
☐ 17" ☐ 17.5" ☐ 18" ☐ 18.5" ☐ 19" ☐ 19.5" ☐ 20".....STD

FRONT ANGLE or OVERALL FRAME LENGTH Select one. If Overall Frame Length is selected, front angle will be bent to achieve requested length.

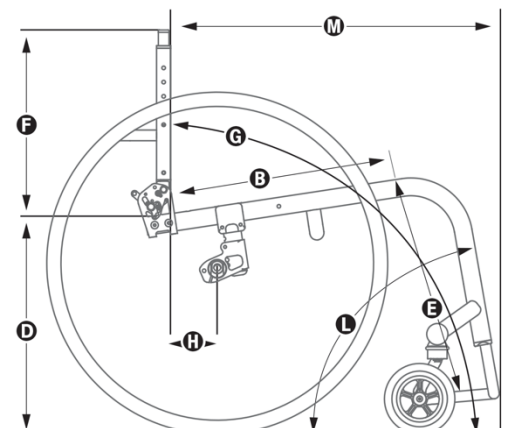
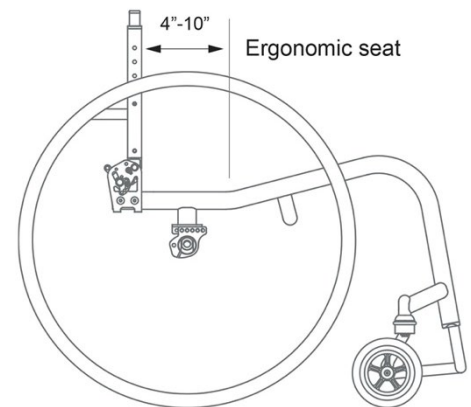
TFA1 ☐ 70° ☐ 75° ☐ 80° ☐ 85° L Measure from frame front to floor. (Not available with 6" Front Wheels.) ☐ 90° (Not available with 5" or 6" Front Wheels.).....STD

TFA2 ☐ Overall Frame Length M _____" Measure from front of backrest to Front Edge of Footrest.NCO



E2201

E2203



TiLite ZR ZRA Order Form

Effective Jan 2023 (New Items in Red)

MONO-TUBE RIGID FRAME

Page 3 of 8

TiFit: TAILORED INDIVIDUALIZED FRAME

Options shown below are our most popular selections. **Not seeing what you want?** Contact customer service or visit our Creative Mobility Division (CMD) catalog [here](#) to view additional options.

SEAT TO FOOTREST E Measure from front edge of seat sling to top rear of footrest.

Standard Footrests Measurement must be at least 2" shorter than Front Seat Height C.

☐ 13.5" ☐ 14" ☐ 14.5" ☐ 15" ☐ 15.5" ☐ 16" ☐ 16.5" ☐ 17" ☐ 17.5" ☐ 18" ☐ 18.5" ☐ 19"

ZFTR3 ☐ Angle Adjustable Footrest.....**STD**

ZFTR1 ☐ Titanium Footrest w/Flat ABS Cover.....**\$217**

ZFTR2 ☐ Titanium Open Loop Footrest.....**\$277**

ZFTR12 ☐ Angle Adjustable Flip-Back Footrest (Not available with 10" or 11" Rear Seat Width A or Heavy Duty Frame.).....**\$244 K0040**

High Mount Footrest

☐ 7"-9" ☐ 9"-11" ☐ 11"-13" Set at _____ (Use 1/2" increments)

ZFTR4 ☐ Angle Adjustable High Mount Footrest.....**\$109 K0040**

FOOTREST WIDTH I or V Select either a Standard Front End I if no Seat Taper T is selected or a V-Front End V if a Seat Taper T is selected.

STANDARD FRONT END I Find your Rear Seat Width A in the Chart below and select one of the options to the right. Measure from inside of front frame tube to inside of opposite front frame tube. (Not available with Front Seat Width (Seat Taper) T.)

ZFE1 ☐ **NO V-Front Taper** (Required when both Heavy Duty Frame and Seat Taper T are selected.).....**STD**

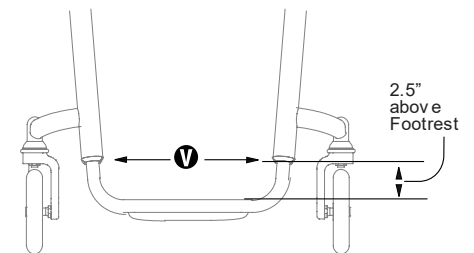
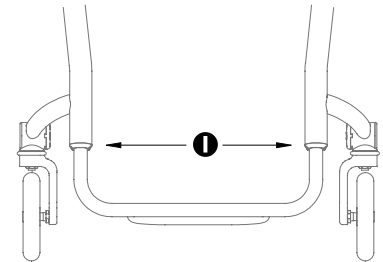
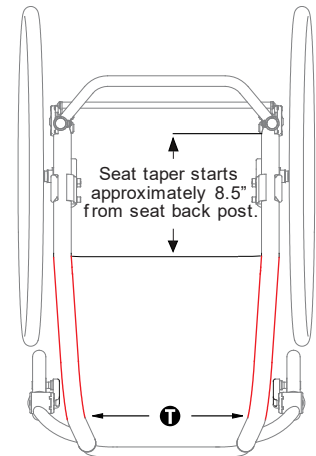
REAR SEAT WIDTH A (Outside Measurement)	FOOTREST WIDTH I		
	No Taper (2.5" Narrower than Rear Seat Width)	1.5" Taper (4" Narrower than Rear Seat Width)	3.5" Taper (6" Narrower than Rear Seat Width)
10"	<input type="checkbox"/> 7.5"		
11"	<input type="checkbox"/> 8.5"		
12"	<input type="checkbox"/> 9.5"	<input type="checkbox"/> 8"	
13"	<input type="checkbox"/> 10.5"	<input type="checkbox"/> 9"	
14"	<input type="checkbox"/> 11.5"	<input type="checkbox"/> 10"	
15"	<input type="checkbox"/> 12.5"	<input type="checkbox"/> 11"	<input type="checkbox"/> 9"
16"	<input type="checkbox"/> 13.5"	<input type="checkbox"/> 12"	<input type="checkbox"/> 10"
17"	<input type="checkbox"/> 14.5"	<input type="checkbox"/> 13"	<input type="checkbox"/> 11"
18"	<input type="checkbox"/> 15.5"	<input type="checkbox"/> 14"	<input type="checkbox"/> 12"
19"	<input type="checkbox"/> 16.5"	<input type="checkbox"/> 15"	<input type="checkbox"/> 13"
20"	<input type="checkbox"/> 17.5"	<input type="checkbox"/> 16"	<input type="checkbox"/> 14"

OR

V-FRONT END V Measure from inside of front frame tube to inside of opposite front frame tube 2-1/2" above footrest. (Required with Front Seat Taper T. Titanium Footrests have 1" of adjustment up and down. Not available with Ergonomic Seat frames.)

ZFE2 ☐ V-Front Taper.....**\$315**

☐ 9" ☐ 10" ☐ 11" ☐ 12" ☐ 13" ☐ 14" ☐ 15"



BACK SUPPORTS

ROHO® AGILITY® ACTIVE ALUMINUM Contour Back Support

Shell Height ☐ 8" ☐ 10"

SBRS14 ☐ AGILITY Active Aluminum Min Contour with Foam.....

\$738

E2620

SBRS15 ☐ AGILITY Active Aluminum Mid Contour with Foam.....

\$738

E2620

ROHO® AGILITY® ACTIVE CARBON Contour Back Support (2x2 Twill Weave Carbon Fiber)

Shell Height ☐ 10" ☐ 13" ☐ 16"

☐ AGILITY Carbon Min Contour Back with Foam w/ Air Insert

SBRS7 Foam w/ Air Insert.....

\$738

E2620

ACB1 AGILITY Active Carbon Upgrade (Not available with Bolt-on Push Handles).....

\$464

Fixed Hardware.....

NCO

☐ AGILITY Carbon Mid Contour Back with Foam w/ Air Insert

SBRS9 Foam w/ Air Insert.....

\$738

E2620

ACB2 AGILITY Active Carbon Upgrade (Not available with Bolt-on Push Handles).....

\$464

Fixed Hardware.....

NCO

COMFORT ACTA-EMBRACE® Back Support

Shell Height ☐ 10" ☐ 12" ☐ 14" ☐ 16"

SBRS16 ☐ Acta-Embrace Back with 2-PT Quick Release Compass Hardware.....

\$642

E2613

CPSB1 ☐ Comfort Privacy Shield.....

\$44

TiLite ZR ZRA Order Form

Effective Jan 2023 (New Items in Red)

MONO-TUBE RIGID FRAME

Page 4 of 8

COMFORT ACTA-RELIEF Back Support

Shell Height ☐ 10" ☐ 12" ☐ 14" ☐ 16"

SBRS13 ☐ Acta-Relief Back with 2-PT Quick Release Compass Hardware.....\$846 E2615
CPSB1 ☐ Comfort Privacy Shield.....\$44

BACK UPHOLSTERY (Want more seating options? [Click here](#) to view the new TiLite Seating Order Form.)

ZBUP2 ☐ Velcro Adjustable (Not available with Fold-Down Push Handles.).....STD

Tension Adjustable by Straps (Required with Fold-Down Push Handles.)

ZBUP3 ☐ Padded Nylon.....\$369 E2611

ZBUP5 ☐ AIR Breathable Upholstery (Not available with Ultrasuede Backrest Stripe.).....\$369 E2611

ZUPC3 Ultrasuede Backrest Stripe ☐ Black.....\$115

ZBUP0 ☐ Omit Back Upholstery.....NCO

TiFit: TAILORED INDIVIDUALIZED FRAME

Options shown below are our most popular selections. **Not seeing what you want?** Contact customer service or visit our Creative Mobility Division (CMD) catalog [here](#) to view additional options.

SEAT BACK TYPE/PUSH HANDLES/SEAT BACK HEIGHT F Measure from top of back post to top of seat tube at rear of frame.

ZSB1 ☐ Folding Aluminum Adjustable Height Back (Required for Heavy Duty Frame.).....STD

ZSB2 ☐ Folding Titanium Adjustable Height Back and Rounded Rigidizer Bar (Titanium back will match Frame Finish.).....\$277

ZSB15 ☐ Non-Folding, Fixed Height Titanium with Rounded Rigidizer Bar (Not Available with Aero Z, ZRA or Transport Brackets. Titanium back will match Frame Finish. Not available with Push Handles.).....\$315

TISHAFT™ BACK RELEASE BARS (Not available with Non-Folding, Fixed Height Titanium Back.)

ZSB3 ☐ Aluminum.....STD

ZSB6 ☐ 2x2 Twill Weave Carbon Fiber.....\$82

PUSH HANDLES

ZSB6 ☐ Integrated Push Handles.....NCO

ZSB7 ☐ Integrated Fold-Down Push Handles (Requires Tension Adjustable by Straps Back Upholstery.).....\$125

ZSB8 ☐ Bolt-On Push Handles (Includes 4" Deep Backrest Rigidizer Bar.).....\$217

ZSB9 ☐ Bolt-On Height-Adjustable Push Handles (Includes 4" Deep Backrest Rigidizer Bar.).....\$363

FOLDING SEAT BACK HEIGHT F (ZSB1 and ZSB2)

Push Handles (Selected Above)	Short	Medium	Tall	Set at: (Use 1/2" increments)
None/ Bolt-On	<input type="checkbox"/> 8.5"-11.5"	<input type="checkbox"/> 12"-16.5"	<input type="checkbox"/> 16"-20.5"	Set at: _____
Integrated	<input type="checkbox"/> 10.5"-12.5"	<input type="checkbox"/> 13.5"-16.5"	<input type="checkbox"/> 17.5"-20.5"	Set at: _____
Integrated Fold-Down	<input type="checkbox"/> 13"-15"	<input type="checkbox"/> 14.5"-18.5"	<input type="checkbox"/> 18.5"-21"	Set at: _____

NON-FOLDING, FIXED-HEIGHT F TITANIUM SEAT BACK with New Rounded Rigidizer Bar (ZSB15) (Titanium back will match Frame Finish. Required for fixed Side Guards. Not available with ZRA, Swing Away Tubular or Swing Away - Flip Back Tubular Armrests and Integrated Push Handles, Integrated Fold-Down Push Handles or Bolt-On Height Adjustable Push Handles.)

☐ 8" ☐ 8.5" ☐ 9" ☐ 9.5" ☐ 10" ☐ 10.5" ☐ 11" ☐ 11.5" ☐ 12" ☐ 12.5" ☐ 13" ☐ 13.5" ☐ 14" ☐ 14.5" ☐ 15" ☐ 15.5" ☐ 16" ☐ 16.5" ☐ 17" ☐ 17.5" ☐ 18" ☐ 18.5" ☐ 19" ☐ 19.5" ☐ 20"

AVAILABLE ON ALL BACKS

ZSB11 ☐ Backrest that Locks when Folded (Not available with Ergonomic Seat.).....STD

ZSB12 ☐ 4" Deep Backrest Rigidizer Bar (Required with Heavy Duty Frame. Not available with a Non-Folding, Fixed Height Titanium Seat Back Type. 4" Deep Rigidizer Bar is NOT a rounded style rigidizer bar.).....NCO

ZSB16 ☐ Depth Adjustable Back/Frame (Seat Depths 8 of 10"-18" allow 2" of rearward adjustment. Height Adjustable Push Handles have a limited height range with Depth Adjustable Back. Not Available with 19" or 20" Seat Depths 8, Heavy Duty Frame, Tension Adjustable By Straps Seat Upholstery or Carbon Fiber Side Guards.).....NCO

SEAT BACK ANGLE G Measure angle from front of back post to floor.

ZSBA1 **Folding Back**
☐ 80° ☐ 83° ☐ 86° ☐ 89° ☐ 92° ☐ 95° ☐ 98° ☐ 101°.....STD

ZSBA1 **Non-Folding Back**
☐ 80° ☐ 81° ☐ 82° ☐ 83° ☐ 84° ☐ 85° ☐ 86° ☐ 87° ☐ 88° ☐ 89° ☐ 90° ☐ 91° ☐ 92° ☐ 93° ☐ 94° ☐ 95° ☐ 96° ☐ 97° ☐ 98° ☐ 99° ☐ 100° ☐ 101°.....NCO

CENTER OF GRAVITY H Measure from front of back post at the seat tube to the center of the rear axle. If no center of gravity is selected, chair will ship with the center of gravity in the rearward-most position.

ZCOG1 ☐ 0" ☐ 0.25" ☐ 0.5" ☐ 0.75" ☐ 1" ☐ 1.25" ☐ 1.5" ☐ 1.75" ☐ 2" ☐ 2.25" ☐ 2.5" ☐ 2.75" ☐ 3" ☐ 3.25" ☐ 3.5" ☐ 3.75" ☐ 4" ☐ 4.25" ☐ 4.5" ☐ 4.75" ☐ 5".....STD

REAR WHEEL SPACING J/PLUGS Measure from outside of seat back post to inside of rear tire. ZRA 0.75" Rear Wheel Spacing not available with 0° or 2° Camber K. Ergonomic Seat selection may limit available center of gravity.

ZRWS1 ☐ .75" ☐ 1" ☐ 1.25".....STD

ZCBR12 ☐ Adjustable Rear Wheel Spacing Camber Plugs.....STD

ZCBR9 ☐ Additional Spacers to Increase Rear Wheel Spacing.....NCO

ZCBR11 ☐ Zero Play Aluminum Camber Plugs (Not available with Power Adaptable Frame or more than 6° of Camber K.).....NCO

TiLite ZR ZRA Order Form

Effective Jan 2023 (New Items in Red)

MONO-TUBE RIGID FRAME

Page 5 of 8

TiFit: TAILORED INDIVIDUALIZED FRAME

SEAT UPHOLSTERY

ZSUP1	<input type="checkbox"/> Tension Adjustable Bolt On (Not available with 10" or 11" Rear Seat Width A.....)	STD	
ZSUP2	<input type="checkbox"/> Tension Adjustable by Straps (Standard with Ergonomic Seat and Front Seat Width (Seat Taper) T of 1", 2" or 3". Black upholstery only.).....	\$201	
ZSUP8	<input type="checkbox"/> Aluminum Solid Seat (Not available with 10" or 11" Rear Seat Width A or Ergonomic Seat.....)	\$309	E2231
ZSUP0	<input type="checkbox"/> Omit Seat.....	NCO	

☐ **Custom iSleeve CMD 018.** Please provide sleeve width and depth (in inches) in the Notes section at the end of this order form (add 1" to device depth and ¼" to width). Some limitations may apply.

SEAT CUSHION (Want more seating options? [Click here](#) to view the new TiLite Seating Order Form.)

ZCSH2	<input type="checkbox"/> Comfort Curve Cushion (Stretch-Air cover).....	\$122	E2601
ZCSH23	<input type="checkbox"/> Comfort Acta-Embrace™ Comfort-Tek Zero Elevation Cushion.....	\$428	E2607
ZCSH11	<input type="checkbox"/> ROHO® Single Compartment (Fits seat widths 14" to 19") Profile: <input type="checkbox"/> Low <input type="checkbox"/> Mid <input type="checkbox"/> High.....	\$534	E2622
XCSH14	<input type="checkbox"/> ROHO® QUADTRO SELECT® Cushion (Fits seat widths 14" to 19") Profile: <input type="checkbox"/> Low <input type="checkbox"/> Mid <input type="checkbox"/> High.....	\$534	E2624
ZCSH16	<input type="checkbox"/> ROHO® Hybrid Select (Fits seat widths 14" to 18", and 20").....	\$571	E2624
ZCSH17	<input type="checkbox"/> Vicair Vector 02 with Comfair Cover (Fits seat widths A 14" to 19". Non-stock upcharges may apply.).....	\$515	E2624

CAMBER K/CAMBER TUBES

ZCBR1	<input type="checkbox"/> 0° <input type="checkbox"/> 2° <input type="checkbox"/> 4° <input type="checkbox"/> 6° (More than 0° of Camber K is not available with the Power Adaptable Frame. 8° of Camber may be available through our Creative Mobility Division.).....	STD	
ZCBR15	<input type="checkbox"/> Aluminum Camber Tube	STD	
ZCBR3	<input type="checkbox"/> Titanium Camber Tube (Not available with Power Adaptable Frame.).....	\$217	

CUSTOM CONFIGURATION OPTIONS

FRONT WHEELS

ZFW24	<input type="checkbox"/> 3"x1.5" LiteSpeed Billet Aluminum Wheel w/Soft Roll Tire <input type="checkbox"/> Silver Hub OR <input type="checkbox"/> Black Hub.....	\$206	
ZFW14	<input type="checkbox"/> 4"x.75" Plastic Wheel w/Poly Tire (Not available with Slipstream Fork or Power Adaptable Frame.).....	NCO	
ZFW3	<input type="checkbox"/> 4"x.75" Light-Up Micro-Caster (Not available with Slipstream Fork or Power Adaptable Frame.).....	\$88	
ZFW26	<input type="checkbox"/> 4"x1.5" LiteSpeed Plastic Wheel w/Soft Roll Tire (Not available with Power Assist, Power Add-on System or Heavy Duty Frame.).....	\$112	
ZFW27	<input type="checkbox"/> 4"x1.5" LiteSpeed Billet Aluminum Wheel w/Soft Roll Tire <input type="checkbox"/> Silver Hub OR <input type="checkbox"/> Black Hub.....	\$217	
ZFW6	<input type="checkbox"/> 5"x1" Plastic Wheel w/Poly Tire (Not available with 90° Front Angle L, Slipstream Fork or Power Adaptable Frame.).....	NCO	
ZFW28	<input type="checkbox"/> 5"x1.5" LiteSpeed Plastic Wheel w/Soft Roll Tire (Not available with 90° Front Angle L or Power Adaptable Frame.).....	\$103	
ZFW30	<input type="checkbox"/> 5"x1.5" LiteSpeed Billet Aluminum Wheel w/Soft Roll Tire <input type="checkbox"/> Silver Hub OR <input type="checkbox"/> Black Hub (Not available with 90° Front Angle L.).....	\$233	
ZFW9	<input type="checkbox"/> 6"x1" Plastic Wheel w/Poly Tire (Not available with 85° or 90° Front Angle L, Slipstream Fork or Power Adaptable Frame.).....	NCO	
ZFW32	<input type="checkbox"/> 6"x1.5" LiteSpeed Plastic Wheel w/Soft Roll Tire (Not available with 85° or 90° Front Angle L, Slipstream Fork or Power Adaptable Frame.).....	\$119	
ZFW33	<input type="checkbox"/> 6"x1.5" LiteSpeed Billet Aluminum Wheel w/Soft Roll Tire <input type="checkbox"/> Silver Hub OR <input type="checkbox"/> Black Hub (Not available with 85° or 90° Front Angle L.).....	\$244	

PRECISION LOCK FRONT FORKS

ZFK1	<input type="checkbox"/> TiLite Standard Fork.....	STD	
ZFK2	<input type="checkbox"/> TiLite Slipstream Single-Sided Fork (Not available with Heavy Duty Frame or Power Adaptable Frame.).....	\$185	
TGL1	<input type="checkbox"/> Glide™ Suspension Fork (Black anodize only.).....	\$526	E1015
	Rider's Weight: <input type="checkbox"/> 125 lbs. <input type="checkbox"/> 125-180 lbs. <input type="checkbox"/> 180-265 lbs.		
ZTFS1	<input type="checkbox"/> Titanium Fork Stem.....	\$69	

STANDARD REAR WHEELS (See Rear Seat Height Ranges Chart for Rear Seat Height D limitations.)

ZRW14	TiLite SHADOW™.....	STD	
	<input type="checkbox"/> 20"(451)		
	<input type="checkbox"/> 22"(501)		
	<input type="checkbox"/> 24"(540)		
	<input type="checkbox"/> 25"(559) (Requires 15" minimum Seat Depth B.)		
	<input type="checkbox"/> 26"(590) (Requires 15" minimum Seat Depth B.)		

PERFORMANCE REAR WHEELS (See Rear Seat Height Ranges Chart for Rear Seat Height D limitations.)

ZRW7	Spinergy® SPOX <input type="checkbox"/> Black <input type="checkbox"/> Red <input type="checkbox"/> Blue <input type="checkbox"/> White <input type="checkbox"/> Orange <input type="checkbox"/> Pink <input type="checkbox"/> Purple <input type="checkbox"/> Green (Orange, Pink, Purple And Green only available in 20" size.).....	\$915	
	<input type="checkbox"/> 20"(451) - Std. Hub		
	<input type="checkbox"/> 22"(501) - Std. Hub		
	<input type="checkbox"/> 24"(540) - Std. Hub		
	<input type="checkbox"/> 25"(559) - Std. Hub (Requires 15" minimum Seat Depth B.)		
	<input type="checkbox"/> 26"(590) - Std Hub (Requires 15" minimum Seat Depth B.)		

TiLite ZR ZRA Order Form

Effective Jan 2023 (New Items in Red)

MONO-TUBE RIGID FRAME

Page 6 of 8

ZRW8	Spinergy® LX <input type="checkbox"/> Black <input type="checkbox"/> Red <input type="checkbox"/> Blue <input type="checkbox"/> White <input type="checkbox"/> Bright Orange <input type="checkbox"/> Flamingo Pink <input type="checkbox"/> Purple <input type="checkbox"/> Green.....	\$1148
	<input type="checkbox"/> 22"(501) - Std. Hub	
	<input type="checkbox"/> 24"(540) - Std. Hub	
	<input type="checkbox"/> 25"(559) - Std. Hub (Requires 15" minimum Seat Depth B.)	
	<input type="checkbox"/> 26"(590) - Std. Hub (Requires 15" minimum Seat Depth B.)	
ZRW9	Spinergy Design Lab LX Wheels (If same color is selected, anodized hubs and rims match color anodized package on page 1. Available with black spokes only.)	
	<input type="checkbox"/> Gold Anodize <input type="checkbox"/> Green Anodize <input type="checkbox"/> Blue Anodize <input type="checkbox"/> Red Anodize <input type="checkbox"/> Purple Anodize <input type="checkbox"/> Orange Anodize.....	\$1364
	<input type="checkbox"/> 22"(501) - Std. Hub	
	<input type="checkbox"/> 24"(540) - Std. Hub	
	<input type="checkbox"/> 25"(559) - Std. Hub (Requires 15" minimum Seat Depth B.)	
	<input type="checkbox"/> 26"(590) - Std. Hub (Requires 15" minimum Seat Depth B.)	
ZRW16	Spinergy® Carbon Blade with 2x2 Twill Weave Carbon Fiber (Not available with Heavy Duty Frame.).....	\$1602
	<input type="checkbox"/> 24"(540)	
	<input type="checkbox"/> 25"(559) (Requires 15" minimum Seat Depth B.)	
ZRW17	X-Core Mag (Not available with Heavy Duty Frame, Short Tabs, Quad Release Axles, Spoke Guards or Omit Handrims Option. Requires Aluminum Silver Anodized Handrims.).....	\$66
	<input type="checkbox"/> 20"(451)	
	<input type="checkbox"/> 22"(501)	
	<input type="checkbox"/> 24"(540)	

AXLES

ZAXL1	<input type="checkbox"/> Stainless Quick Release.....	STD
ZAXL2	<input type="checkbox"/> Titanium Quick Release.....	\$277
ZAXL3	<input type="checkbox"/> Quad Release (Not available with Mag or 26"(590) Spinergy Spox or LX Rear Wheels.).....	\$169

PNEUMATIC REAR TIRES

ZRTR1	<input type="checkbox"/> Treaded 22"(501), 24"(540), and 26"(590).....	STD
ZRTR2	<input type="checkbox"/> Airless Inserts (Not available with Spinergy Carbon Blade Rear Wheels.).....	\$98
ZRTR31	<input type="checkbox"/> MBL SpeedLite 20"(451), 22"(501), 24"(540), 25"(559) and 26"(590).....	STD
ZRTR30	<input type="checkbox"/> 24"(540), 25"(559) and 26"(590) Primo Sentinel.....	\$136
ZRTR8	<input type="checkbox"/> 24"(540), 25"(559) and 26"(590) Schwalbe® Marathon Plus Evolution.....	\$152
ZRTR32	<input type="checkbox"/> 24"(540) Primo C-763 Knobby.....	\$104

E2213

SOLID REAR TIRES (Not available with Spinergy Carbon Blade Rear Wheels.)

ZRTR22	<input type="checkbox"/> 20"(451), 22"(501), 24"(540) and 25"(559) Primo Express.....	\$120
ZRTR23	<input type="checkbox"/> 24"(540) and 25"(559) Primo Active.....	\$147

HANDRIMS

ZRIM1	<input type="checkbox"/> Aluminum – Silver Anodized.....	STD
ZRIM21	<input type="checkbox"/> Aluminum – Black Anodized.....	NCO
ZRIM12	<input type="checkbox"/> Titanium – Satin Finish (Not available with 20"(451) or 22"(501) Rear Wheels, or 24"(540) Knobby tires.).....	\$509
ZRIM10	<input type="checkbox"/> The Surge (All-In-One Oval with Gription™ Strip, Larger Profile) (Not available with 20"(451) Rear Wheels.).....	\$433
ZRIM11	<input type="checkbox"/> The Surge LT (All-In-One Oval with Gription™ Strip, Smaller Profile) (Not available with 20"(451) Rear Wheels.).....	\$466
ZRIM20	<input type="checkbox"/> Q-Grip (Exclusive High-Friction, Anti-Slip Coating) (Not available with 20"(451) Rear Wheels.).....	\$358

The Natural-Fit® (Original, Larger Profile) (Not available with 20"(451) Rear Wheels.)

ZRIM14	<input type="checkbox"/> Standard Grip (Not available with Short Tabs or Spinergy Carbon Blade Rear Wheels.).....	\$428
ZRIM15	<input type="checkbox"/> Super Grip (Not available with Short Tabs or Spinergy Carbon Blade Rear Wheels.).....	\$466
ZRIM16	<input type="checkbox"/> Without Thumb Grip.....	\$390

The Natural-Fit® LT (Reduced Weight, Smaller Profile) (Not available with 20"(451) Rear Wheels.)

ZRIM17	<input type="checkbox"/> Standard Grip (Not available with Short Tabs or Spinergy Carbon Blade Rear Wheels.).....	\$440
ZRIM18	<input type="checkbox"/> Super Grip (Not available with Short Tabs or Spinergy Carbon Blade Rear Wheels.).....	\$514
ZRIM19	<input type="checkbox"/> Without Thumb Grip.....	\$423

Additional Handrim Options

ZRIM5	<input type="checkbox"/> Plastic Coated – Black.....	\$174
ZRIM22	<input type="checkbox"/> Omit Handrims.....	NCO

Tab Length

ZRIM7	<input type="checkbox"/> Long Tabs.....	STD
ZRIM8	<input type="checkbox"/> Short Tabs (Not available with Mag Rear Wheels or The Natural-Fit Handrims with Thumb Grip.).....	\$28

WHEEL LOCKS

ZWLK7	<input type="checkbox"/> Compact Composite Push to Lock (Available with .75" to 1.5" Rear Wheel Spacing) only.).....	NCO
ZWLK8	<input type="checkbox"/> Compact Composite Pull to Lock (Available with .75" to 1.5" Rear Wheel Spacing) only.).....	NCO
ZWLK10	<input type="checkbox"/> Extension Handles for Compact Composite Push/Pull to Lock.....	\$93

E0961

Additional Wheel Locks

ZWLK11	<input type="checkbox"/> MBL Composite Scissor Lock.....	\$158
ZWLK3	Uni-Lock Set At: <input type="checkbox"/> Push OR <input type="checkbox"/> Pull.....	\$179
ZWLK4	<input type="checkbox"/> Extension Handles for Uni-Lock.....	\$93
ZWLK15	<input type="checkbox"/> Grade Aids Push to Lock (Not available with solid rear tires).....	\$190

E0961

E0974

TiLite ZR ZRA Order Form

Effective Jan 2023 (New Items in Red)

MONO-TUBE RIGID FRAME

Page 7 of 8

CUSTOM CONFIGURATION OPTIONS

SIDE GUARDS

Aluminum

ZSDG2	<input type="checkbox"/> Rigid Removable	<input type="checkbox"/> Small	OR	<input type="checkbox"/> Std.	\$217	
ZSDG3	<input type="checkbox"/> Quad Removable w/Hole	<input type="checkbox"/> Small	OR	<input type="checkbox"/> Std.	\$233	
ZSDG4	<input type="checkbox"/> Fold Down Rigid	<input type="checkbox"/> Small	OR	<input type="checkbox"/> Std. (Not available with Ergonomic Seat.)	\$363	
ZSDG6	<input type="checkbox"/> Fendered Adjustable (Available with 24" and 25" Rear Wheels. Requires Rear Seat Height D of 14.5" to 18.5").				\$363	

2x2 Twill Weave Carbon Fiber

ZSDG7	<input type="checkbox"/> Rigid Removable	<input type="checkbox"/> Small	OR	<input type="checkbox"/> Std.	\$336	
ZSDG8	<input type="checkbox"/> Quad Removable w/Hole	<input type="checkbox"/> Small	OR	<input type="checkbox"/> Std.	\$347	
ZSDG9	<input type="checkbox"/> Fold Down Rigid	<input type="checkbox"/> Small	OR	<input type="checkbox"/> Std. (Not available with Ergonomic Seat.)	\$499	
ZSDG12	<input type="checkbox"/> Fendered Removable				\$493	

Available on Aluminum and Carbon Fiber Non-Fendered Side Guards

ZSDG13	<input type="checkbox"/> Side Guards Custom Cut to Profile of Rear Wheels.	\$342	
--------	--	-------	--

☐ **Custom Offset Profiled Sideguards (Removable or Fold-Down) CMD 007.** Please specify desired offset to nearest $\pm\frac{1}{2}$ " (e.g., ± 0.50 ") and sideguard type (rigid or fold-down) in the Notes section of the order form. Sideguard material must be selected. Some limitations may apply.

ARMRESTS (Desk Arms come with built-in Side Guards.)

Tubular Armrests

ZARM1	Swing Away Tubular <input type="checkbox"/> 6.5" to 9.5" OR <input type="checkbox"/> 9.5" to 12.5" (Not Available with Heavy Duty Frame or Height Adjustable Push Handles.)	\$244	E0973
ZARM6	<input type="checkbox"/> Swing Away Fixed Height - Flip Back Tubular (Not Available with Heavy Duty Frame.)	NCO	
ZARM4	<input type="checkbox"/> Swing Away Height Adjustable 8.5" to 11.5" - Flip Back Tubular (Not Available with Heavy Duty Frame.)	\$342	E0973

Single Post Desk Arms

ZARM2	Removable Height Adjustable Desk Arm with Rigid Side Guard (Requires 14" minimum Seat Depth B. Not available with Ergonomic Seat.)	\$363	E0973
	<input type="checkbox"/> 9" to 12" OR <input type="checkbox"/> 12" to 15"		
	<input type="checkbox"/> Standard Length Pad (10") OR <input type="checkbox"/> Full Length Pad (14")		
ZARM3	Removable Height Adjustable Desk Arm with Rigid Side Guard and Transfer Loop (Requires 15" minimum Seat Depth B. Not Available with Ergonomic Seat.)	\$406	E0973
	<input type="checkbox"/> 9" to 12" OR <input type="checkbox"/> 12" to 15"		
	<input type="checkbox"/> Standard Length Pad (10") OR <input type="checkbox"/> Full Length Pad (14")		

Available Armrest Option

ZARM5	<input type="checkbox"/> Covered in Black Ultrasuede (Not available with Desk Arms)	\$120	
-------	---	-------	--

SEAT BELTS

ZBLT1	<input type="checkbox"/> Velcro Adjustable, Black Nylon Webbing.	\$61	E0978
ZBLT2	<input type="checkbox"/> Bodypoint® 2" Push-Button Buckle (Auto-Style.)	\$103	E0978
ZBLT4	<input type="checkbox"/> Bodypoint® 1" Wide Push-Button Buckle Padded (Auto-Style.) (Not available with 19" or 20" Rear Seat Widths A.)	\$196	E0978
ZBLT5	<input type="checkbox"/> Bodypoint® 1.5" Wide Push-Button Buckle Padded (Auto-Style.) (Not available with 19" or 20" Rear Seat Widths A.)	\$185	E0978
ZBLT8	<input type="checkbox"/> Q'Strain® WC-19 Wheelchair-Anchored Pelvic Belt (Recommended for use with Transit Tie Down. Not Available with ZR.)	\$217	E0978
ZBLT10	<input type="checkbox"/> Bodypoint® Optional Band Clamp Mounting Hardware	\$22	K0108
ZBLT16	<input type="checkbox"/> Bodypoint® EvoFlex® Pelvic Stabilizer Push Button	\$201	E0978

CALF STRAP

ZCLF2	Velcro Adjustable.	\$44	K0038
	<input type="checkbox"/> Small (Recommended for 9" - 12" Footrest Widths.)		
	<input type="checkbox"/> Medium (Recommended for 11" - 15" Footrest Widths.)		
	<input type="checkbox"/> Large (Recommended for 14" - 17" Footrest Widths.)		
	<input type="checkbox"/> Xtra Large (Recommended for 16" - 19" Footrest Widths.)		
ZCLF3	Bodypoint® Padded Velcro Adjustable.	\$109	K0038
	<input type="checkbox"/> Small (Recommended for 8" - 11" Footrest Widths.)		
	<input type="checkbox"/> Medium (Recommended for 11" - 15" Footrest Widths.)		
	<input type="checkbox"/> Large (Recommended for 16" - 19" Footrest Widths.)		
ZCLF1	<input type="checkbox"/> Buckle Adjustable, Black Nylon Webbing.	\$34	K0038

RESIDUAL LIMB SUPPORT

ZRSL1	<input type="checkbox"/> Residual Limb Support <input type="checkbox"/> Left OR <input type="checkbox"/> Right (8" width x 10" length).	\$428	E1020
ZRSL2	<input type="checkbox"/> Residual Limb Support Pair (8" width x 10" length).	\$855	E1020

BACKPACK

ZBCK3	<input type="checkbox"/> Permobil Medical Necessities Backpack	\$103	
-------	--	-------	--

TiLite ZR ZRA Order Form

Effective Jan 2023 (New Items in Red)

MONO-TUBE RIGID FRAME

Page 8 of 8

SEAT POUCH

ZPCH3	<input type="checkbox"/> Permobil Medical Necessities Seat Pouch.....	\$66	
ZPCH4	<input type="checkbox"/> Bodypoint® Mobility Bag.....	\$109	

SPOKE GUARDS

ZGRD1	<input type="checkbox"/> Clear Lexan with TiMotion Logo (Not available with Mag Rear Wheels.).....	\$147	K0065
-------	--	-------	-------

ANTI-TIPS

ZTIP1	<input type="checkbox"/> Rear Aluminum - Black.....	\$174	E0971
ZTIP2	<input type="checkbox"/> User Friendly Flip-up (Not available with Frog Legs® Rear Suspension.).....	\$363	E0971

ACCESSORIES

ZUEST1	Upper Extremity Support Tray <input type="checkbox"/> 12" to 14" OR <input type="checkbox"/> 13" to 15" Seat Widths A (Requires Armrests.).....	\$315	E0950
ZLUG1	<input type="checkbox"/> Luggage Carriers.....	\$158	
ZMPCT2	Neoprene Impact Guards with Ultrasuede Stripe <input type="checkbox"/> Black.....	\$115	
ZCH1	<input type="checkbox"/> Crutch Holder.....	\$244	E2207
ZAFP1	4" Logo Patch <input type="checkbox"/> Army <input type="checkbox"/> Navy <input type="checkbox"/> Air Force <input type="checkbox"/> Marines.....	\$115	

GENERAL

More options and frame modifications may be available through our Creative Mobility Division! Please contact customer service for details or [click here](#) to view options.

Permobil manufactures TiLite manual wheelchairs in a wide variety of configurations to meet the varied needs of wheelchair users. The final selection of a particular model, its options and accessories, and its measurements rests solely with the wheelchair user and advising healthcare professional. These wheelchairs must be fitted by a qualified healthcare professional. HCPCS Codes are for reference purposes only. Actual coding and coverage varies by payer. Proper HCPCS coding is not a guarantee of payment. Please verify the appropriate payer's coverage policy.

Get the latest order forms at permobil.com. Prices, standard features, options and accessories are subject to change without notice. All rights reserved. Trademarks are identified by symbols™ and ®. TiLite, TiFit, the TiLite logo, Ti, the Ti logo, and TiShaft are registered trademarks of TiSport, LLC and are licensed to Permobil. Permobil® is a registered trademark of Permobil. Adobe®, Acrobat®, Acrobat Professional® and Reader® are registered trademarks of Adobe Systems Inc. Bodypoint® is a registered trademark of Bodypoint Inc. Kenda® is a registered trademark of Kenda Rubber Industrial Co. Ltd. ROHO®, AGILITY®, Low Profile® and Quadro Select® are registered trademarks of ROHO Inc. Schwalbe® is a registered trademark of Ralf Bohle GmbH. The Natural-Fit® and Out-Front® are registered trademarks of Three Rivers Holdings, LLC. The ACTA-BACK®, ACTA-EMBRACE™, COMFORT-TEK™, COMPASS®, CURVE®, ELEMENTS®, and STRETCH AIR™ are registered trademarks of THE COMFORT COMPANY® and are licensed to Permobil. Q'Straint® is a registered trademark of Q'Straint Inc.

NOTES

QUOTE THIS CHAIR

If you are using Adobe Acrobat, this order form may be converted into a quote request or into an order by clicking one of the buttons (this feature is available exclusively to Permobil dealers and distributors). A Quote or an Order Confirmation will be sent to you within 24 hours.

ORDER THIS CHAIR