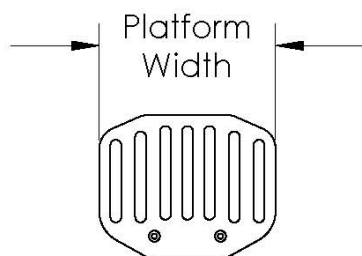
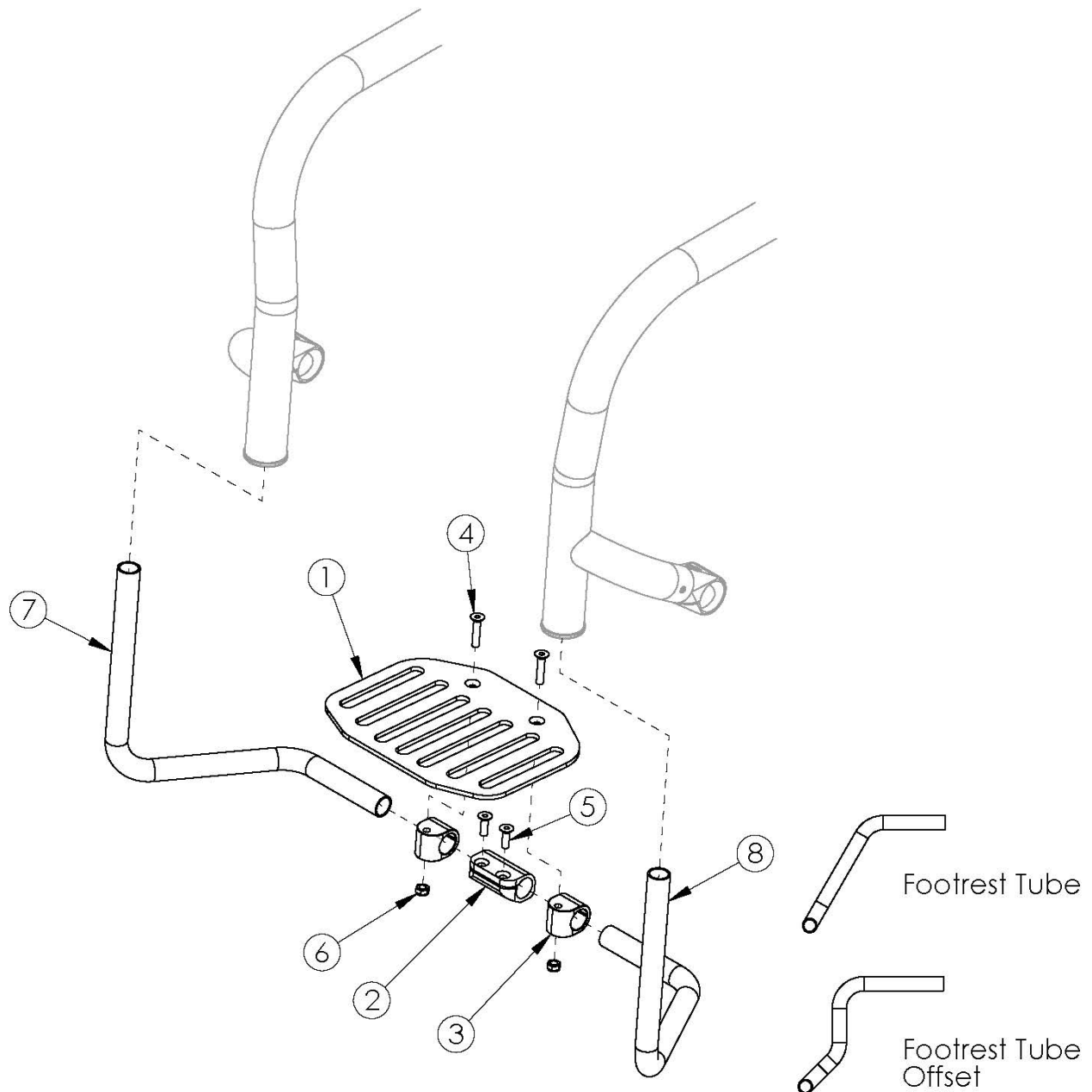


# Rigid Angle Adjustable Flip Under Footrest



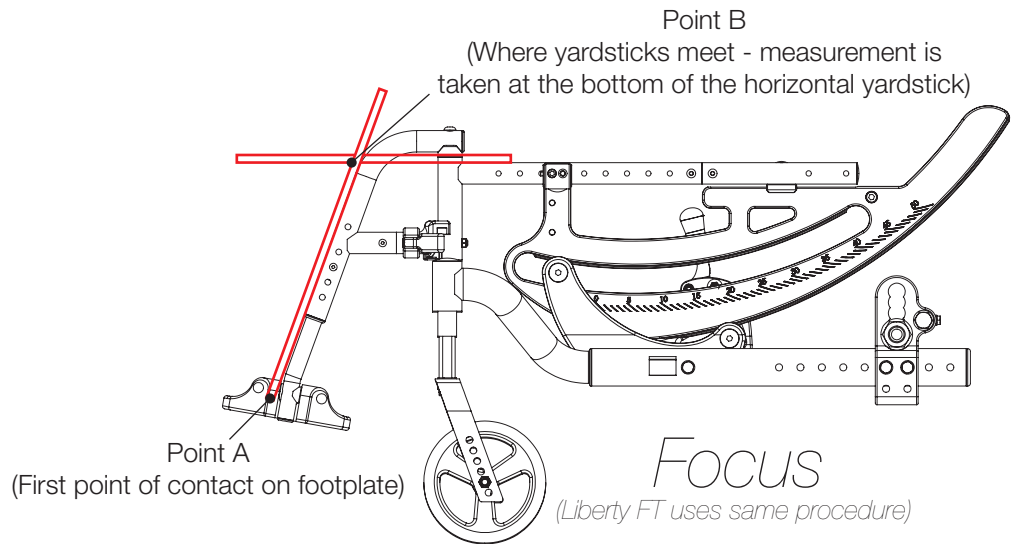
Part No.	Platform Width	For Seat Widths		
		Straight	1" Taper	2' Taper
000955	7.0"	11"-12"	13"-14"	15"-16"
000956	8.0"	13"-14"	15"-16"	17"-18"
001324	9.0"	15"-16"	17"-18"	19"-20"
000957	10.0"	17"-22"	19"-22"	21"-22"

Sizes based on straight frame. See Offset Assemblies document for details regarding chair configurations that require offset assemblies. If changing from a high mount footrest to a frame inserted footrest on a Rogue or Tsunami, please see the appropriate Rigid Frame page for necessary hardware. On Tsunami, if footrest is installed prior to December 2012, new attaching hardware is required. If changing width of chair, new footrest tubes are required. Not available with Heavy Duty Option

Item Number	Part Number	Description	Quantity
1a, 2 - 6, 7b, 8b	500860	Angle Adjustable Flip Under Footrest Assembly 12 Rigid	1
1b, 2 - 6, 7b, 8b	500761	Angle Adjustable Flip Under Footrest Assembly 13 Rigid	1
1b, 2 - 6, 7a, 8a	500762	Angle Adjustable Flip Under Footrest Assembly 14 Rigid	1
1b, 2 - 6, 7b, 8b	500861	Angle Adjustable Flip Under Footrest Assembly 14 Offset Rigid	1
1c, 2 - 6, 7a, 8a	500862	Angle Adjustable Flip Under Footrest Assembly 15-16 Rigid	1
1c, 2 - 6, 7b, 8b	500863	Angle Adjustable Flip Under Footrest Assembly 15-16 Offset Rigid	1
1d, 2 - 6, 7a, 8a	500763	Angle Adjustable Flip Under Footrest Assembly 17-22 Rigid	1
1d, 2 - 6, 7b, 8b	500864	Angle Adjustable Flip Under Footrest Assembly 17-22 Offset Rigid	1
1a	000955	Angle Adjustable Flip Under Footrest Platform 7" Rigid	1
1b	000956	Angle Adjustable Flip Under Footrest Platform 8" Rigid	1
1c	001324	Angle Adjustable Flip Under Footrest Platform 9" Rigid	1
1d	000957	Angle Adjustable Flip Under Footrest Platform 10" Rigid	1
2	000953	Footrest Flip Stop Clamp Rigid	1
3	000954	Footrest Flip Pivot Rigid	2
4	101733	M6 x 35 CLS10.9 DIN7991 FSHCS BLKZC	2
5	100866	M6 x 20 CLS12.9 DIN7991 FSHCS Blk Zc w/Patch	2
6	100658	M6 Nylock Nut Blk Zn	2
7a	000952R	Angle Adjustable Flip Under Footrest Tube Right <i>Not available with 6" Casters</i>	1
7b	001309	Angle Adjustable Flip Under Footrest Tube Offset Right	1
8a	000952L	Angle Adjustable Flip Under Footrest Tube Left <i>Not available with 6" Casters</i>	1
8b	001308	Angle Adjustable Flip Under Footrest Tube Offset Left	1

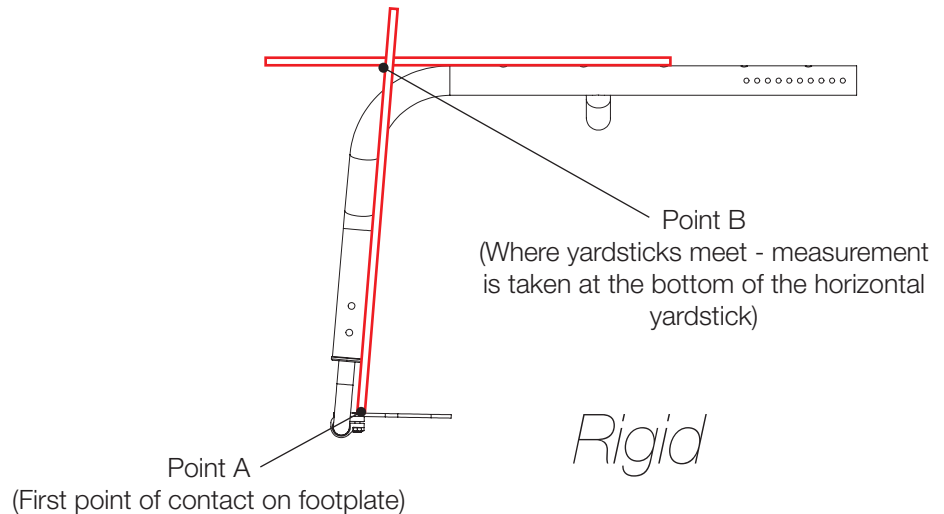
Distance between Point A and Point B = Footplate Length

**NOTE:** The yardstick on the top plane of the seat frame must lie flat against frame. The yardstick going from the footplate to the second yardstick must be square against the hanger tube.



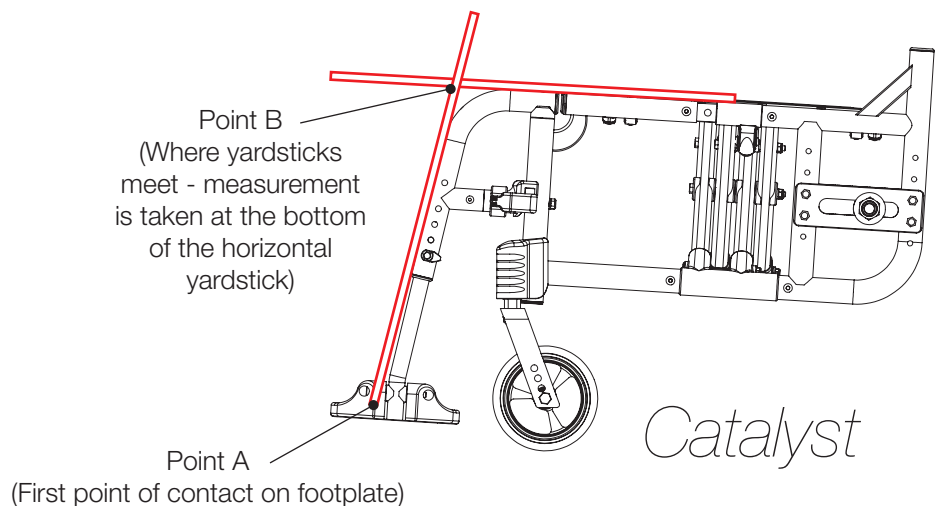
Distance between Point A and Point B = Footplate Length

**NOTE:** The yardstick on the top plane of the seat frame must lie flat against frame. The yardstick going from the footplate to the second yardstick must be square against the front tube.



Distance between Point A and Point B = Footplate Length

**NOTE:** The yardstick on the top plane of the hanger must lie flat against hanger. The yardstick going from the footplate to the second yardstick must be square against the hanger tube.



# Chair Configurations that Require Offset Assemblies with Angle Adjustable Flip Under Footrest

## **Tsunami / Rogue ALX**

Performance or 1" sling position along with 85° or 90° front frame bend

**OR**

6" casters

## **Rogue / Rogue XP**

**No footrest taper along with:**

12" - 13" seat widths

**OR**

14" - 22" seat widths and 85° or 90° front frame bend

**OR**

14" - 22" seat widths and 6" casters

**1" footrest taper along with:**

14" - 15" seat widths

**OR**

16" - 22" seat widths and 85° or 90° front frame bend

**OR**

16" - 22" seat widths and 6" casters

**2" footrest taper along with:**

16" - 17" seat widths

**OR**

18" - 22" seat widths and 85° or 90° front frame bend

**OR**

18" - 22" seat widths and 6" casters