



# Raz-AT

## Attendant Tilt

MSRP – USA – USD  
Effective Mar 05, 2024

Date: \_\_\_\_\_

Dealer / Location: \_\_\_\_\_ T: \_\_\_\_\_ F: \_\_\_\_\_

PO# / Client: \_\_\_\_\_ Contact: \_\_\_\_\_ Email: \_\_\_\_\_

**Raz-AT – Attendant Tilt** Mobile Shower Commode Chair with 40° tilt range, head support fixture with small pad, height-adjustable stainless-steel frame, Fixed Back, flip-up padded arm supports, foot supports, four dual-locking 5” (125mm) casters and commode pan. Exclusive to Raz, IPAS helps reduce the possibility of pressure injury at key pressure points by providing up to 2” of fore/aft seat adjustment. **User weight capacity 407 lbs.**

For help with justification, please see our [Evaluation and Medical Justification Form](#).

**Need help with this order form? Call Raz customer service at (877) 720-5678**

### 1. Standard Raz-AT Frame (18"W) – If you require a special width, depth and / or height see [Sec. 2]

Z30018	Raz-AT w/ 18"W base frame – Standard base frame width, will fit over most toilets	\$3,295
--------	---	---------

### 2. Custom / Special Frame Widths, Depths and Heights – Adjusta-Back must be selected for all custom widths see [Sec.7]

Z30016	Raz-AT w/ 16"W frame width <sup>1</sup> (base chair price – custom upcharge below will be added)	\$3,295
Z3SW16	Upcharge for custom 16"W seat and base frame – will not fit over most toilets	\$595
Z30020	Raz-AT w/ 20"W frame width <sup>2</sup> (base chair price – custom upcharge below will be added)	\$3,295
Z3SW20	Upcharge for custom 20"W seat and base frame	\$595
Z30022	Raz-AT w/ 22"W frame width (base chair price – custom upcharge below will be added)	\$3,295
Z3SW22	Upcharge for custom 22"W seat and base frame	\$695
Z30024	Raz-AT w/ 24"W frame width (base chair price – custom upcharge below will be added)	\$3,295
Z3SW24	Upcharge for custom 24"W seat and base frame	\$795
<b>Custom Frame Configurations (Upcharges below can be added to all available frame widths)</b>		
Z3LNGSF3	Upcharge for custom 3" Longer Seat Frame <sup>3</sup> (Required for Custom Seat depths ≥ 21")	\$595
Z3LNGBF3	Upcharge for custom 3" Longer Base Frame <sup>4</sup> (Recommended for Custom Seat depths ≥ 21")	\$595
Z3LOWF5	Upcharge for Super-Low Frame (16"-20" STF, 5" lower than standard) Note: Tilt is limited to 15°	\$595

<sup>1</sup> 18"W Visco-Foam Interface seats can be modified to fit.

<sup>2</sup> 18"W seats can be selected but must also select Seat Support Kit ZSSKT [Sec.3]

<sup>3</sup> Seat frame is lengthened forward of the tilt pivot in order to provide better support for the front of the seat

<sup>4</sup> Base frame is lengthened forward of the tilt pivot in order to reduce front caster loading

**3. Seats – Standard – Please note that the Molded and VFI seats, formerly designated 16"D and 19"D, are now designated 17"D and 20"D, which is the center of the IPAS range and the position in which they are shipped from the factory.**

Molded Seats (thickness ~2.5"-3")			Visco-Foam Interface Seats (thickness ~3.5")		
ZMS17FRO	18"W x 17"D – Front Access	Standard	ZVFI17BRI	18"W x 17"D – Front Bridged	\$425
ZMS17BRI	18"W x 17"D – Front Bridged	N/C	ZVFI17FRO	18"W x 17"D – Front Access	\$425
ZMS20FRO	18"W x 20"D – Front Access	\$135	ZVFI17LTO	18"W x 17"D – Left Access	\$425
ZMS20BRI	18"W x 20"D – Front Bridged	\$135	ZVFI17RTO	18"W x 17"D – Right Access	\$425
<b>Specialty Seats</b>			ZVFI17RRO	18"W x 17"D – Rear Access	\$425
ZSOM	Shower-Only Seat – Molded 18"W x 16"-21"D	\$425	ZVFI20BRI	18"W x 20"D – Front Bridged	\$495
ZEJRM	E&J Replica Seat – Molded – 18"W x 17"D	\$195	ZVFI20FRO	18"W x 20"D – Front Access	\$495
ZEJRV	E&J Replica Seat – Visco Foam – 18"W x 17"D	\$895	ZVFI20LTO	18"W x 20"D – Left Access	\$495
			ZVFI20RTO	18"W x 20"D – Right Access	\$495
			ZVFI20RRO	18"W x 20"D – Rear Access	\$495
<p><b>Seat Support Kit - These are used to support the sides of seats that are narrower than seat frames on which they are mounted. The reason for a narrower seat on a wider frame is typically to select a Molded Seat and avoid the upcharge of a custom seat. A typical example would be when a 20"W chair is needed but an 18"W standard seat (Molded, VFI, EJR, or Shower Only Seat) is selected.</b></p>					
ZSSKT	Seat Support Kit for Raz-AT				\$145

#### 4. Seats – Custom

For custom seats, please specify seat width and depth. Indicate if the access opening is to be in the Front, Left, Right or Rear. Select Bridged if an access opening is not required. [See Custom Seat Assessment Form – Resources tab at razdesigninc.com](#)

ZCSEAT	Custom Dual-Visco Foam Seat (enter specs below) <b>Select if both width and depth are ≤ 21"</b>	\$795
ZCEJR	Custom E&J Replica Seat (enter specs below) <b>Select if both width and depth are ≤ 21"</b>	\$995
ZCSOV	Custom Dual-Visco Foam Shower-Only Seat (no aperture, no drain hole)	\$595
ZCSEATHD	Custom Dual-Visco Foam Seat – HD (enter specs below) <b>Select if width and/or depth is ≥ 22"</b>	\$1,095

#### Custom Specifications (for above custom seats)

Seat Frame Width:	-- 16" / 18" / 20" / 22" / 24"
Custom Seat Width:	-- 16" / 18" / 20" / 22" / 24" (cannot be more than 2" wider than seat frame width)
Custom Seat Depth:	-- 15" / 16" / 17" / 18" / 19" / 20" / 21" / 22" / 23" / 24" [≥ 21" requires Longer Frame (Z3LNGSF3)]
Access Opening:	-- FR – Front / LT – Left / RT – Right / RR – Rear / BR – Bridged
Access Opening Width:	-- 2.5" / 3.0" / 3.5" / 4.0" / 4.5" / 5.0" (3.5"W is standard)
Aperture Width:	-- 3.0"-8.0" (6.5" recommended) – enter "NA" if aperture is not required

- Unless otherwise requested, the width of the aperture (inside width dimension of the commode opening) will be 6.5" for custom seats.
- Custom Seat width should not be narrower than frame width.
- Custom Seat can be up to 2" wider than seat frame width to provide additional thigh support without ordering wider chair frame.
- The Ischial Pelvic Alignment System (IPAS) allows 2" fore/aft adjustment of the seat (seat depth and aperture position) on all seats.
- Special modifications on Custom Seats include: leg-length discrepancy, soft spots, pressure-relief areas, contouring, etc.

## 5. Fixed Back Frames (18"W only)

This is called a "Fixed" Back because the arm supports are not adjustable in height. Includes molded, vinyl back support, fixed-height flip-up padded arm supports, back angle adjustment (90°/97°) with cane-style posts. Back height is measured from top of molded seat to top of back support. Hip Adductors [ZHPG] are not compatible with Fixed Back.

ZFB1818	Fixed Back – 18"W x 18"H	Standard
ZFBU1818	Tension-Adjustable Back Upholstery for Fixed Back	\$185

## 6. Adjusta-Back Frames – Back frame widths will be the same as the seat frame widths unless otherwise selected in Sec 8.

Includes height- and angle-adjustable arms with Armrest Lock Kit (ZALK), tension-adjustable back upholstery, flip-up padded arm supports, back angle adjustment (90°/97°). Back heights of 15"/17"/20" include cane-style posts, on which back upholstery can be positioned 2.5" higher than nominal height indicated below. e.g. 20"H can be moved up to 22.5"H. Adjusta-Back – 24"H includes straight posts, on which the upholstery cannot be raised.


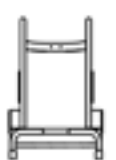

ZAB __ 15*	Adjusta-Back <sup>1</sup> – 15"H	* insert back frame width to complete the code (14" / 16" / 18" / 20" / 22" / 24")	\$225
ZAB __ 17*	Adjusta-Back <sup>1</sup> – 17"H	* insert back frame width to complete the code (14" / 16" / 18" / 20" / 22" / 24")	\$225
ZAB __ 20*	Adjusta-Back <sup>1</sup> – 20"H	* insert back frame width to complete the code (14" / 16" / 18" / 20" / 22" / 24")	\$295
ZAB __ 24*	Adjusta-Back <sup>1</sup> – 24"H	* insert back frame width to complete the code (14" / 16" / 18" / 20" / 22" / 24")	\$345
ZDTL	Dual Triggers – both on left side		N/C
ZDTR	Dual Triggers – both on right side		N/C

<sup>1</sup> Dual Tilt Triggers option positions both triggers on one side, allowing for single-handed activation.

**Reclining Backs – 30°** (Dual triggers are standard when recline option is added) Reclining back frame width must be the same as the seat frame width. 2-Point Arms (Z2PLT / Z2PST) are included with Reclining Backs.

ZRBT __ 20*	Reclining Adjusta-Back with 20"H back	* insert width to complete the code (16" / 18" / 20" / 22" / 24")	\$1,095
ZRBT __ 24*	Reclining Adjusta-Back with 24"H back	* insert width to complete the code (16" / 18" / 20" / 22" / 24")	\$1,195

## 7. Custom Back Frame Widths Different From Seat Frame Widths – Must choose back frame [Sec.7] (configurations below are not available for recliner backs)

ZNB __ __ *	Custom Back – 2" Narrower than Seat Frame	\$345	Seat Frame Width	16"	18"	20"	22"	24"	
			Back Frame Width	14" <sup>1</sup>	16" <sup>2</sup>	18" <sup>3</sup>	20" <sup>4</sup>	22" <sup>4</sup>	
* Enter seat and back frame widths to complete code. eg. ZNB2018 specifies a 20"W seat frame with an 18"W back frame									
ZNB __ __ *	Custom Back – 4" Narrower than Seat Frame – requires custom seat	\$355	Seat Frame Width	N/A	18"	20"	22"	24"	
			Back Frame Width	N/A	14" <sup>1</sup>	16" <sup>3</sup>	18" <sup>4</sup>	20" <sup>4</sup>	
* Enter seat and back frame widths to complete code. eg. ZNB2016 specifies a 20"W seat frame with a 16"W back frame									
ZWB __ __ *	Custom Back – 2" Wider than Seat Frame	\$395	Seat Frame Width	16"	18"	20"	22"	N/A	
			Back Frame Width	18"	20"	22" <sup>3</sup>	24" <sup>4</sup>	N/A	
* Enter seat and back frame widths to complete code. eg. ZWB1820 specifies an 18"W seat frame with a 20"W back frame									
Consider also using Arm Spacer Kit (ZASK05/10) as another solution for providing more width between the arms.									

<sup>1</sup> Requires Custom Seat

<sup>2</sup> Compatible with all 18"W seats but with reduced seat depth range. Also compatible with Custom or modified Visco-Foam Interface seats.

<sup>3</sup> Custom Seat recommended. Also compatible with all 18"W seats, requires Seat Support Kit ZSSKT [Sec.3]

<sup>4</sup> Custom Seat recommended.

**8. Back Support Options – These back supports replace the molded vinyl upholstery on a Fixed Back or tension-adjustable upholstery on an Adjusta-Back. Symphony and Harmony Backs are recommended for infection-control environments.**

ZSB14	14"W Symphony Back <sup>1</sup> – recessed solid back support	\$295
ZSB16	16"W Symphony Back <sup>1</sup> – recessed solid back support	\$295
ZSB18	18"W Symphony Back <sup>1</sup> – recessed solid back support	\$295
ZSB20	20"W Symphony Back <sup>1</sup> – recessed solid back support	\$395
ZSB22	22"W Symphony Back <sup>1</sup> – recessed solid back support	\$465
ZSB24	24"W Symphony Back <sup>1</sup> – recessed solid back support	\$485
ZHB	Harmony Back <sup>1,2</sup> (contoured solid back – 18"W x 13"H) Fits 18"W back frames only. Fits 17" / 20" back heights only	\$295
<sup>1</sup> Does not fit 15"H backs		
<sup>2</sup> Not recommended for reclining backs.		

**9. Arm Supports and Accessories**

ZARML	Long Arm Supports (pr) – 13"L pad	Std	ZPAML	Pivoting Arm Mount – Left (for ZFAPLL/ZTRL)	\$165
ZARMS	Short Arm Supports <sup>1</sup> (pr) – 10"L pad	N/C	ZPAMR	Pivoting Arm Mount – Right (for ZFAPLR / ZTRR)	\$165
ZALK	Arm Support Locks (pr) for Fixed Back (ZFB1818)	\$75	ZASK05	Arm Support Spacer Kit – 1/2" per side for all Adjusta-Backs (pr)	\$60
Z2PLT	2-Point Arm Supports <sup>2</sup> (pr) with 13"L pads (std with reclining backs)	\$345	ZASK10	Arm Support Spacer Kit – 1" per side for all Adjusta-Backs (pr)	\$115
Z2PST	2-Point Arm Supports <sup>2</sup> (pr) with 10"L pads (std with reclining backs)	\$345	ZPHGL	Pivoting Hand Grips (pr) for 13"L arms <sup>4</sup>	\$395
ZFAPLL	Long Molded Flat Armpad <sup>3</sup> – Left (14"L x 3.25"W – fits ZARM13)	\$90	ZPHGS	Pivoting Hand Grips (pr) for 10"L arms <sup>4</sup>	\$395
ZFAPLR	Long Molded Flat Armpad <sup>3</sup> – Right (14"L x 3.25"W – fits ZARM13)	\$90	ZAPSB_ _*	Anterior Posture Support Bar <sup>5</sup> * Enter frame width to complete code (14" / 16" / 18" / 20")	\$225
ZFAPSL	Short Molded Flat Armpad <sup>3</sup> – Left (10"L x 3"W – fits ZARM10)	\$90	ZAPSB_ _*	Anterior Posture Support Bar <sup>5,6</sup> * Enter frame width to complete code (22" / 24")	\$245
ZFAPSR	Short Molded Flat Armpad <sup>3</sup> – Right (10"L x 3"W – fits ZARM10)	\$90			
ZTRL	Molded Arm Trough <sup>3</sup> – Left (18.5"L x 4.5"W)	\$110			
ZTRR	Molded Arm Trough <sup>3</sup> – Right (18.5"L x 4.5"W)	\$110			
<sup>1</sup> Not compatible with ZFAPL / ZFAPS / ZTR / ZPAM			<sup>4</sup> ZPHGL / ZPHGS combined with 2 Point Arms requires a custom up-charge.		
<sup>2</sup> For chairs with same back width and frame width only			<sup>5</sup> Not compatible with ZFAPL / ZFAPS / ZTR		
<sup>3</sup> May require ZPAM / ZASK05 / ZASK10 for Arm Support to flip up, depending on medial / lateral position of the Flat Arm Pad or Arm Trough			<sup>6</sup> Special length required with ZASK05 (+1") and ZASK10 (+2")		

**10. Foot and Leg Supports**

ZFS	Foot Supports (pr) – 16"-20.5"	Std	ZELRL	Elevating Leg Support <sup>3</sup> – Left (includes ZADML)	\$495
ZFS16	Foot Supports for 16"W frames (pr) – (16"-20.5")	N/C	ZELRR	Elevating Leg Support <sup>3</sup> – Right (includes ZADMR)	\$495
ZFET2	Footrest Extension Tubes <sup>1</sup> (pr) – 2" longer	\$50	ZFOR	Forward Offset Foot Support Receiver – (ea) Moves foot support forward 2.5" to accomodate deeper seats and reduced knee flexion range. Specify 1 or 2 ___	\$95
ZMFX8	MFX8 Foot Supports (pr) – 8"- 12"	\$40	ZRLSL	Universal Residual Limb Support – Left	\$195
ZMFX12	MFX12 Foot Supports (pr) – 12"-16.5"	\$70	ZRLSR	Universal Residual Limb Support – Right	\$195
ZADM	Adj Angle/Depth Molded Footplates <sup>2</sup> (pr)	\$120			
ZFET2A	Footrest Extension Tubes (pr) for ZADML – 2" longer	\$50			
ZADABS16	Angle/Depth Adj ABS Footplates (pr) For 16"W frames	\$195			
ZVS__*	V-Style Foot Support (1-piece) 16"-20.5" * Enter frame width to complete code (16" / 18")	\$295			
ZVS__*	V-Style Foot Support (1-piece) 16"-20.5" * Enter frame width to complete code (20" / 22" / 24")	\$345			
ZFBT	Flip-Back Foot Support (1-piece) 16.5"-20" with calf pads	\$455			
<sup>1</sup> Not compatible with ZMFX12/ZADM/ZVS/ZFBT			<sup>3</sup> ZELRL/R compatible with frame widths ≥ 18" and adjusted seat depths ≤ 18" or ≤ 21" w/ 3" longer seat frames (Z3LNGSF3)		
<sup>2</sup> Not compatible with Z30016					

**11. Foot and Leg Support Accessories**

ZFSLK	Foot Support Lock (pr)	\$95	ZNC	Neoprene Cover for Standard Footplate (pr)	\$90
ZCS__*	Calf Strap, Snap-On – Bodypoint Aeromesh * Enter frame width to complete code (16" / 18" / 20" / 22" / 24")	\$105	ZNCA	Neoprene Cover for Angle/Depth Adjustable Footplates	\$90
ZCSIC__*	Calf Strap, Snap-On – Infection Control * Enter frame width to complete code (16" / 18" / 20")	\$95	ZNC16	Neoprene Covers for Narrow Molded Footplates – 16"W frame (pr)	\$90
ZCSIC__*	Calf Strap, Snap-On – Infection Control * Enter frame width to complete code (22" / 24")	\$125	ZNCABS16	Neoprene Cover for Narrow Molded ABS Angle/Depth Adjustable Footplates	\$90
ZCPL	Calf Panel – Bodypoint Aeromesh <sup>1</sup> Fits frame widths (16" / 18" / 20")	\$225	ZNCVS	Neoprene Cover for V-Style Foot Support	\$90
ZHS1820	H-Strap – for 18" / 20"W frames – hook and loop attachment	\$90	ZNCFB	Neoprene Cover for Flip-Back Foot Support	\$90
ZHS2224	H-Strap – for 22" / 24"W frames – hook and loop attachment	\$110	ZLMOR	Lateral / Medial Offset Foot Support Receiver (ea) – moves foot support 2" laterally or medially. Specify 1 or 2 ___	\$95
ZAHL	Adjustable Heel Loops (pr) (not available for ZVS / ZFBT)	\$60	ZFOR	Forward Offset Foot Support Receiver – (ea) Moves foot support forward 2.5" to accomodate deeper seats and reduced knee flexion range. Specify 1 or 2 ___	\$95
<sup>1</sup> Not compatible with ZMFX12 / ZFBT / ZVS					

## 12. Positioning Pads

<b>Head Supports</b>			
ZHSP1	Head Support Pad – Small (10" x 4")		Standard
ZHSP2	Head Support Pad – Large (12" x 6")		\$50
ZOHIP	Lateral Offset Head Support Interface Plate – up to 22° of adjustment		\$75
<b>Lateral Thoracic Supports</b> – Pads on Lateral Thoracic Supports can be adjusted medially up to 3" per side. For up to 4.5" medial offset, specify ZLAEP extension plate. (Pad sizes: Small – 5.5" x 3.5" / Large – 6.75" x 4.3")			
ZLTS1L	Lateral Thoracic Support w/ Small Pad – Left		\$225
ZLTS1R	Lateral Thoracic Support w/ Small Pad – Right		\$225
ZLTS2L	Lateral Thoracic Support w/ Large Pad – Left		\$225
ZLTS2R	Lateral Thoracic Support w/ Large Pad – Right		\$225
<b>Leg Adductors</b> (Pad sizes: Small – 5.5" x 3.5" / Large – 6.75" x 4.3")			
ZLGT1L	Leg Adductor w/ Small Pad – Left		\$225
ZLGT1R	Leg Adductor w/ Small Pad – Right		\$225
ZLGT2L	Leg Adductor w/ Large Pad – Left		\$225
ZLGT2R	Leg Adductor w/ Large Pad – Right		\$225
<b>Hip Adductors</b> (Pad sizes: Small – 5.5" x 3.5" / Large – 6.75" x 4.3")			
ZHP1L	Hip Adductor w/ Small Pad – Left		\$225
ZHP1R	Hip Adductor w/ Small Pad – Right		\$225
ZHP2L	Hip Adductor w/ Large Pad – Left		\$225
ZHP2R	Hip Adductor w/ Large Pad – Right		\$225
<b>Hip Adductors For Reclining Backs</b> (Pad sizes: Small – 5.5" x 3.5" / Large – 6.75" x 4.3")			
ZHPR1L	Hip Adductor for Reclining Back w/ Small Pad – Left		\$225
ZHPR1R	Hip Adductor for Reclining Back w/ Small Pad – Right		\$225
ZHPR2L	Hip Adductor for Reclining Back w/ Large Pad – Left		\$225
ZHPR2R	Hip Adductor for Reclining Back w/ Large Pad – Right		\$225
<b>Extension Plates for Lateral Thoracic Supports and Hip / Leg Adductors</b>			
These plates allow for an additional 1.5" medial offset and can be used on Lateral Thoracic Support, Hip and Leg Adductors			
ZLAEP	Lateral/Adductor Extension Plate (ea)		\$28
Lateral Thoracic Support	Left	Right	
Leg Adductor	Left	Right	
Hip Adductor	Left	Right	
Total Quantity ____			
<b>Medial Thigh Supports (Pommel)</b> (Pad sizes: Small – 5.5" x 3.5" / Large – 6.75" x 4.3")			
ZMTST1	Medial Thigh Support w/ Small Pads		\$495
ZMTST2	Medial Thigh Support w/ Large Pads		\$495



**13. Pelvic and Chest Belts – A CHEST BELT MUST NEVER BE USED WITHOUT A PELVIC BELT!**

Pelvic Belts				Chest Belts			
ZPBS	Pelvic Belt – Small (frame widths 14"-16", 2-piece w/ side-release buckle)	\$50		ZCBS	Chest Belt <sup>2</sup> – Small (back widths 14"- 16", 1-piece w/ hook and loop closure)	\$45	
ZPBM	Pelvic Belt – Medium (frame widths 16"-18", 2-piece w/ side-release buckle)	\$50		ZCBM	Chest Belt <sup>2</sup> – Medium (back widths 16"-18", 1-piece w/ hook and loop closure)	\$45	
ZPBL	Pelvic Belt – Large (frame widths 18"-22", 2-piece w/ side-release buckle)	\$50		ZCBL	Chest Belt <sup>2</sup> – Large (back widths 18"-22", 1-piece w/ hook and loop closure)	\$45	
ZPBXL	Pelvic Belt – XLarge (seat frame widths 22"-26", 2-piece w/ side-release buckle)	\$65		ZCBXL	Chest Belt – XLarge <sup>2</sup> (back frame widths 22"-26", 1-piece w/ hook and loop closure)	\$55	
ZPBICS	Infection Control Pelvic Belt <sup>1</sup> – Small (frame widths 14"-16", 2-piece w/ side-release buckle)	\$75		ZCBICS	Infection Control Chest Belt <sup>1,2</sup> – Small (back widths 14"-16", 1-piece w/ side-release buckle)	\$75	
ZPBICM	Infection Control Pelvic Belt <sup>1</sup> – Medium (frame widths 16"-18", 2-piece w/ side-release buckle)	\$75		ZCBICM	Infection Control Chest Belt <sup>1,2</sup> – Medium (back widths 16"-18", 1-piece w/ side-release buckle)	\$75	
ZPBICL	Infection Control Pelvic Belt <sup>1</sup> – Large (frame widths 18"-22", 2-piece w/ side-release buckle)	\$85		ZCBICL	Infection Control Chest Belt <sup>1,2</sup> – Large (back widths 18"-22", 1-piece w/ side-release buckle)	\$85	
ZPBICXL	Infection Control Pelvic Belt <sup>1</sup> – XLarge (seat frame widths 22"-26", 2-piece w/ side-release buckle)	\$95		ZCBICXL	Infection Control Chest Belt <sup>1,2</sup> – XLarge (back frame widths 22"-26", 1-piece w/ side-release buckle)	\$95	
ZPBBPS	Pelvic Belt – Bodypoint Aeromesh – Small	\$245		ZCBBPS	Chest Belt – Bodypoint Aeromesh – Small	\$275	
ZPBBPM	Pelvic Belt – Bodypoint Aeromesh – Med	\$215		ZCBBPM	Chest Belt – Bodypoint Aeromesh – Med	\$245	
ZPBBPL	Pelvic Belt – Bodypoint Aeromesh – Large	\$215		ZCBBPL	Chest Belt – Bodypoint Aeromesh – Large	\$245	
ZPBBPXL	Pelvic Belt – Bodypoint Aeromesh – XLarge	\$175		ZCBBPXL	Chest Belt – Bodypoint Aeromesh – XLarge	\$195	
<b>Recommended sizes for Bodypoint belts</b>	Pelvic belt	ZPBBPS 14"/16"W seat frame	ZPBBPM 16"/18"W seat frame	ZPBBPL 18"-22"W seat frame	ZPBBPXL 22"-26"W seat frame		
	Chest belt	ZCBBPS 14"/16"W back frame	ZCBBPM 16"/18"W back frame	ZCBBPL 18"-20"W back frame	ZCBBPXL 22"-26"W back frame		
<sup>1</sup> Non-absorbent belts – recommended for infection-control environments							
<sup>2</sup> Tension-Adjustable Upholstery includes loops to retain a chest belt (ZCBM / ZCBL / ZCBXL). When the chair is supplied with a Harmony or Symphony Back, Chest Belt loops are provided.							

**14. Urine Management**

ZIHW	Whizard – winged urine deflector – Has patent-pending lateral wings that are positioned under the medial aspect of the thighs to keep the Whizard in place.	\$67
ZSS	SplaShield – Molded urine deflector (must be held in place during use)	\$125
ZSC17	Splash Curtain <sup>1</sup> for 17"D Bridged Front Seats, Molded and VFI (surrounds entire aperture, raises seat 1/2").	\$325
ZSC20	Splash Curtain <sup>1</sup> for 20"D Bridged Front Seats, Molded and VFI (surrounds entire aperture, raises seat 1/2").	\$345
ZSCFR	Splash Curtain for 17" / 20"D (at front of aperture only, not for Front Open Seats)	\$345
ZSCC	Custom Splash Curtain for Custom Seat – Raises seat 1/2"	\$345
ZSCSI	Slide-In Splash Curtain – Vinyl curtain, slides into commode pan brackets	\$345
ZBUDBH	Bard urine drainage bag holder (available for all frame widths)	\$155
<sup>1</sup> Bridged Front Seats only. For Left, Right, Front, and Rear Open, call for order codes and pricing.		

**15. Other**

ZDCLT	Directional Caster Lock – fits on one rear caster (facilitates steering)	\$165	ZPSK1	Commode Pan Spacer Kit <sup>2</sup> – 1" lower	\$200
ZATTRR	Anti-Tippers <sup>1</sup> – Rear (pr)	\$345	ZPSK2	Commode Pan Spacer Kit <sup>2</sup> – 2" lower	\$215
ZATTFR	Anti-Tippers <sup>1</sup> – Front (pr)	\$345	ZPSK3	Commode Pan Spacer Kit <sup>2</sup> – 3" lower	\$230
ZCUT4	4" Caster Upgrade (4x)	\$120	ZPSK4	Commode Pan Spacer Kit <sup>2</sup> – 4" lower	\$245
ZCUT6	6" Caster Upgrade (4x)	\$350	ZSPKT22	AT Self-Propel Kit with 22" wheels – incl anti-tippers (tilt limited to 25°)	\$1,425
ZTLS	Tilt Limit Spacers – 1/2" spacers snap onto gas struts to limit tilt (each reduces tilt range approx 5°. Can be stacked for additional tilt limiting. Quantity ____	N/C	ZSPKT24	AT Self-Propel Kit with 24" wheels – incl anti-tippers (tilt limited to 25°)	\$1,425

<sup>1</sup> Anti tippers for 4" / 5" / 6" casters available.

<sup>2</sup> Commode Pan Spacer Kits provide extra clearance for self-care with pan in place. Increases height required to clear toilet.

**16. Credits and Omissions**

Z905	Omit Commode Pan and Mounting Brackets	-\$20	Z911	Omit Molded Head Support Pad	-\$20
Z907	Omit Foot Supports – if no other Foot / Leg Support Option is selected	-\$45	Z912	Omit Complete Head Support Assembly	-\$50

**Some assembly of Raz products is required.**

**17. Notes:****Specifications****Raz-AT (Attendant Tilt)**

Weight Capacity	407 lbs
Overall Width	Seat width plus 4.5" (with Standard Arm Support Pads)
Overall Length (with foot supports and headrest adjusted to middle positions)	
- at 0° tilt and standard foot supports	40"
- at 40°	54"
Seat Depth	16" or 21" depending on seat/cushion length
Toilet Clearance Height (under seat)	
- with pan brackets	17"-21" (1" increments)
- without pan brackets	17.75"-21.75" (1" increments)
Toilet Clearance Width	15.75" for standard 18"W seat frame. For other widths, seat frame width minus 2.25"
Arm Support Height - above molded seat (1/2" increments)	
- <b>18"H Fixed Back - standard</b>	<b>8.5"</b>
- 15"H Adjusta-Back	5.5"-8.5" (1/2" increments)
- 17"H Adjusta-Back	6.5"-9.5" (1/2" increments)
- 20"H Adjusta-Back	7.5"-10.5" (1/2" increments)
- 24"H Adjusta-Back	7.5"-10.5" (1/2" increments)
- 20"H Reclining Adjusta-Back	7.5"-10.5" (1/2" increments)
- 24"H Reclining Adjusta-Back	7.5"-10.5" (1/2" increments)
Seat-to-Floor Height (with molded seat)	21"-25" in 1" increments
Product Weight (with 18"W seat)	61 lbs
Frame and Hardware Material	Stainless Steel (lifetime warranty against corrosion)