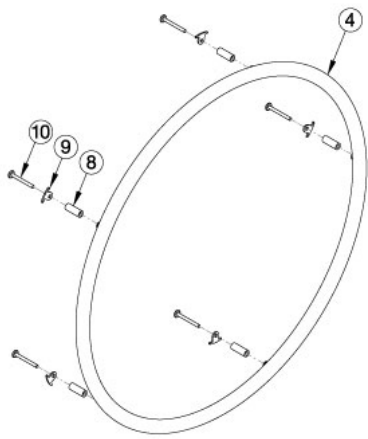
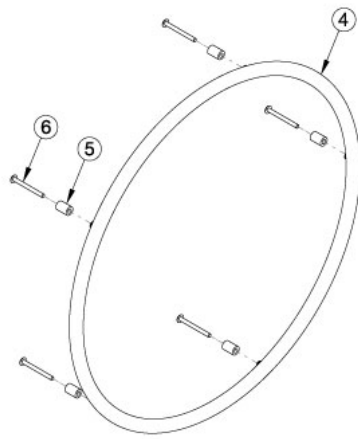


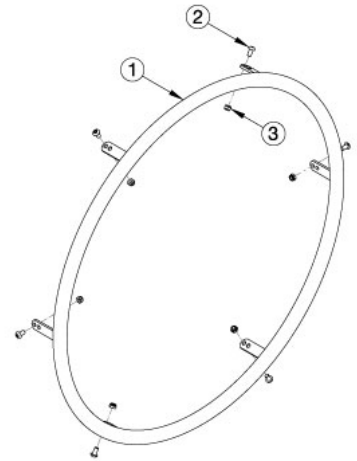
Plastic Coated Handrim



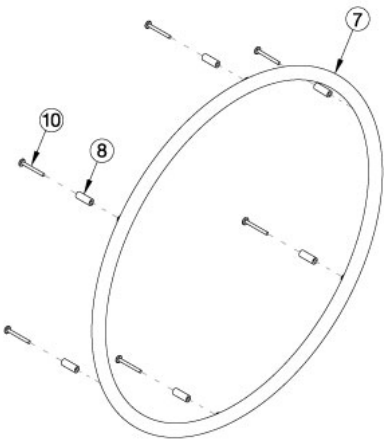
Spoke w/o Pneumatic w/ Airless Insert Tire



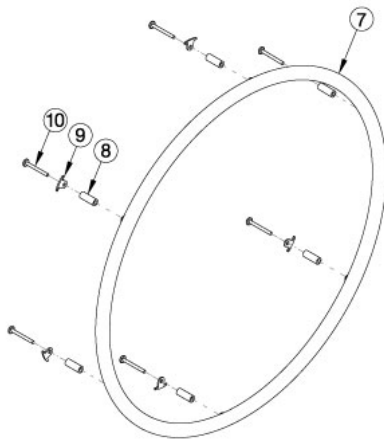
X-Core Mag



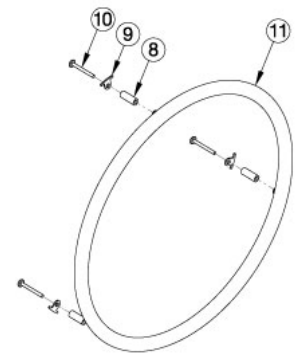
Superlight Spoke, Topolino, and Spinergy



MAXX Mag



Ki Spoke, MAXX Spoke, and Spoke w/ Pneumatic w/ Airless Insert Tire



18" Ki Spoke and 18" MAXX Spoke

For more information see Handrim Hardware Chart. Quantity in Handrim Hardware Kits are for one wheel. Tab mounted handrims must be installed prior to the tire being installed. If the Spoke wheel (effective 2/27/2023) is present with a Pneumatic w/ Airless Insert tire, the 6 rivet nut handrim and hardware should be used. If the Spoke wheel is present and does NOT have a Pneumatic w/ Airless Insert tire, the 5 rivet nut handrim and hardware should be used.

Item Number	Part Number	Description	Quantity
8a, 9a, 10a	505263	Handrim Hardware Kit, 3 Rivet Nut, EACH <i>Used with 18" Ki Spoke and 18" MAXX Spoke wheels with standard handrim mount option</i>	1
8b, 9a, 10b	116742	Handrim Hardware Kit, Close Mount, 3 Rivet Nut, EACH <i>Used with 18" Ki Spoke and 18" MAXX Spoke wheels with close mount handrim mount option</i>	1
11	112818	Handrim Plastic Coated 3 Rivet Nut 18"	1

Item Number	Part Number	Description	Quantity
		<i>Replaces 101106. Used on 18" Ki Spoke and 18" MAXX Spoke wheels</i>	
8a, 9a,10a	502168	Handrim Hardware Kit, 6 Rivet Nut, EACH <i>Used with Ki Spoke and MAXX Spoke with standard handrim mount option. Used with Spoke wheel with standard handrim mount option when Pneumatic w/ Airless Insert tires ARE present.</i>	1
8b, 9a, 10b	113069	Handrim Hardware Kit, Close Mount, 6 Rivet Nut, EACH <i>Used with Ki Spoke and MAXX Spoke with close handrim mount option. Used with Spoke wheel with close handrim mount option when Pneumatic w/ Airless Insert tires ARE present.</i>	1
8c, 10c	117377	Handrim Hardware Kit, Standard Mount, MAXX Mag, EACH <i>Used with MAXX Mag wheels with standard handrim mount option</i>	1
8b, 10a	117378	Handrim Hardware Kit, Close Mount, MAXX Mag, EACH <i>Used with MAXX Mag wheels with close mount handrim mount option</i>	1
7a	112819	Handrim Plastic Coated 6 Rivet Nut 20" <i>Used on 20" Ki Spoke, 20" MAXX Spoke, and 20" MAXX Mag wheels. Replaced 200542.</i>	1
7b	112820	Handrim Plastic Coated 6 Rivet Nut 22" <i>Used on 22" Ki Spoke, 22" MAXX Spoke, 22" Spoke and 22" MAXX Mag wheels. Replaced 100576.</i>	1
7c	112821	Handrim Plastic Coated 6 Rivet Nut 24" <i>Used on 24" Ki Spoke, 24" MAXX Spoke, 24" Spoke and 24" MAXX Mag wheels. Replaced 100577.</i>	1
7d	112822	Handrim Plastic Coated 6 Rivet Nut 25" <i>Used on 25" Ki Spoke and 25" MAXX Spoke wheels. Replacing Part Number 101870</i>	1
7e	112823	Handrim Plastic Coated 6 Rivet Nut 26" <i>Used on 26" Ki Spoke and 26" MAXX Spoke wheels. Replaced 100578.</i>	1
5b, 6b	113070	Handrim Hardware Kit, Close Mount, 5 Rivet Nut, EACH <i>Used with X Core Mag wheels with close mount handrim mount option</i>	1
8a, 9b, 10a	118971	Handrim Hardware Kit, 5 Rivet Nut, Spoke Wheel, EACH <i>Used with Spoke wheel with standard handrim mount option when Pneumatic w/ Airless Insert tires are NOT present</i>	1
4a	101963	Handrim Plastic Coated 5 Rivet Nut 20" <i>Used on 20" 5-Spoke X Core Mag wheels</i>	1
2a, 3	502174	Handrim Hardware Kit, 6 Tab, EACH <i>Used with Spinergy and Topolino wheels</i>	1
2b	502170	Handrim Hardware Kit, Superlight, EACH	1

Item Number	Part Number	Description	Quantity
		<i>Used with Superlight Spoke wheels</i>	
1a	112812	Handrim Plastic Coated 6 Tab 24" <i>Used on 24" Superlight/Topolino wheels. Replaced 100836.</i>	1
1b	101091	Handrim Plastic Coated 6 Tab 25" <i>Used on 25" Superlight/Topolino wheels</i>	1
1c	113969	Handrim Plastic Coated Spinergy 6 Tab 20" <i>Replaces 103179</i>	1
1d	112814	Handrim Plastic Coated Spinergy 6 Tab 22" <i>Replaces 100808</i>	1
1d	112814	Handrim Plastic Coated Spinergy 6 Tab 22"	1
1e	112815	Handrim Plastic Coated Spinergy 6 Tab 24" <i>If chair is invoiced prior to 8/14/19, quantity 2 must be ordered due to a change in finish. Replaced 100615.</i>	1
1f	112816	Handrim Plastic Coated Spinergy 6 Tab 25" <i>Replaced 100765</i>	1
1g	112817	Handrim Plastic Coated Spinergy 6 Tab 26" <i>Replaced 101148</i>	1
2a	100669	M5 x 10 BTN SHCS BLKZC w/Patch <i>Used with Spinergy and Topolino wheels</i>	6
2b	100536	M5 x 12 BTN SHCS ZC <i>Used with Superlight Spoke wheels</i>	6
3	100657	M5 Nylock Nut Blk Zn <i>Used with Spinergy and Topolino wheels</i>	6
5a	101756	Handrim Spacer Plastic Coated Rivet <i>Used with X Core Mag with standard handrim mount option</i>	5
6a	100724	M5 x 55 PH TRS HD M/S ZC <i>Used with X Core Mag with standard handrim mount option</i>	5
8a	100653	Handrim Spacer Spoke <i>Used with Ki Spoke, MAXX Spoke, and Spoke wheel with standard handrim mount option</i>	6
8c	100629	Handrim Spacer Alum Ano Riv <i>Used with MAXX Mag wheels with standard handrim mount option</i>	6
9a	100698	Handrim Tab <i>Used with Ki Spoke and MAXX Spoke wheels. Used with Spoke wheel when Pneumatic w/ Airless Insert tires ARE present. Tabs are included / installed with MAXX Spoke wheels and Spoke wheel and tire assemblies.</i>	6
9b	116732	Wheel Tabs, Long, 5 Rivet Nut	6

Item Number	Part Number	Description	Quantity
		<i>Used with Spoke wheel when Pneumatic w/ Airless Insert tires are NOT present</i>	
10a	122063	PHMS, M5x0.8x40, CLS4.8, PHL, BLZ, NYL, DIN7985, Custom <i>Used with Ki Spoke, MAXX Spoke, and Spoke wheel with standard handrim mount option</i>	6
10c	122064	PHMS, M5x0.8x50, CLS4.8, PHL, BLZ, NYL, DIN7985, Custom <i>Used with MAXX Mag wheels with standard handrim mount option</i>	6

Handrim Hardware Chart

Wheel		Handrim Connection				Handrim										
Wheel	Wheel Part No.	Connection Points	Rivet/Tab	Spacer*	Screw*	Aluminum Anodized	Superlight	Plastic Coated	Projection	Ergonomic Standard	Ergonomic LT	Natural Fit Standard	Natural Fit LT	Flex Rim		
22" Spoke	116730	5 or 6	116732 (Used with 5 Rivet) 100698 (Used with 6 Rivet)	100653 (Not used w/ Superlight Handrim)	Aluminum, Plastic Ctd, Projection Ergonomic: 122063 Natural Fit: 100835	101898 (5 Rivet)		101964 (5 Rivet)	112824 (6 Rivet)	113082 (6 Rivet)	113085 (6 Rivet)	200538 (6 Rivet)	200201 (6 Rivet)			
24" Spoke	116728	5 or 6	Not used w/ Superlight Handrims		Superlight: 100669 Nut: 100657	100975 (5 Rivet)	101161 (6 Tab)	100976 (5 Rivet)	112825 (6 Rivet)	113083 (6 Rivet)	113086 (6 Rivet)	100793 (6 Rivet)	200202 (6 Rivet)			
18" MAXX Spoke	109285	3	100698 (Not used w/ Superlight Handrim)	100653 (Not used w/ Superlight Handrim)	Aluminum, Plastic Ctd, Projection, Ergonomic: 122063 Natural Fit: 100835 Superlight: 100669 Nut: 100657	100206										
20" MAXX Spoke	108244	6				200536		112819								
22" MAXX Spoke	105135					100560		112820	112824	113082	113085	200538	200201			
24" MAXX Spoke	105136					200349	101161	112821	112825	113083	113086	100793	200202			
25" MAXX Spoke	107436					200350		112822	200548	113084	113087	200539	200540			
26" MAXX Spoke	107437					200351		112823	200549			100907	101454			
20" MAXX Mag	111853	6		Aluminum, Plastic Coated, Projection: 100629	Aluminum, Plastic Coated, Projection, Ergonomic: 122064	200536		112819								
22" MAXX Mag	111854			Natural Fit & Ergonomic: 101756	Natural Fit: 101893	100560		112820	112824	113082	113085	200538	200201			
24" MAXX Mag	111855		105137		112821	112825	113083	113086	100793	200202						
24" Superlight	101159	6			100536	100754	101161	100836		113080	113081	100830	100828			
25" Superlight	101160							101160	101091			101464	101460			

* Spacer and screw part numbers listed in the chart are for standard handrim mounting. If using close mount handrim mounting on aluminum anodized, plastic coated or projection handrims, use part number 100792 for the spacer, part number 122065 for the screw on Ki Spoke and MAXX Spoke wheels, part number 100666 for the screw on 5-Spoke X Core wheels, or part number 122063 for the screw on MAXX Mag wheels.

Effective 4/19/2024

Handrim Hardware Chart (Continued)															
Wheel		Handrim Connection				Handrim									
Wheel	Wheel Part No.	Connection Points	Rivet/Tab	Spacer*	Screw*	Aluminum Anodized	Superlight	Plastic Coated	Projection	Ergonomic Standard	Ergonomic LT	Natural Fit Standard	Natural Fit LT	Flex Rim	
20" Spinerger Spox	See Spinerger Spox Page	6			Ergonomic: 100536	103125		103179							
22" Spinerger Spox						100827		100808				100889	100888		
24" Spinerger Spox						All Others: 100669	100766	101161	100615				100830	100828	
25" Spinerger Spox						Nut: 100657	100767	101160	100765				101464	101460	
26" Spinerger Spox							101477		101148				200200	100950	
22" Spinerger LX	See Spinerger LX Page	6			Ergonomic: 100536	100827		100808				100889	100888		
24" Spinerger LX						100766	101161	100615		113080	113081	100830	100828	See Spinerger LX Page	
25" Spinerger LX						All Others: 100669	100767	101160	100765				101464	101460	
26" Spinerger LX						Nut: 100657	101477		101148				200200	100950	

Handrim Hardware Chart (Discontinued Wheels)													
Wheel		Handrim Connection				Handrim							
Wheel	Wheel Part No.	Connection Points	Rivet/Tab	Spacer*	Screw*	Aluminum Anodized	Superlight	Plastic Coated	Projection	Natural Fit Standard	Natural Fit LT	Flex Rim	
18" Ki Spoke	200529	3	100698	100653	Aluminum, Plastic Ctd, Projection: 122063 Natural Fit: 100835	100206		101106					
20" Ki Spoke	200530	6				200536		200542					
22" Ki Spoke	200531					100560		100576	100569	200538	200201		
24" Ki Spoke	200532					200349		100577	200547	100793	200202		
25" Ki Spoke	200533					200350		101870	200548	200539	200540		
26" Ki Spoke	200534					200351		100578	200549	100907	101454		
20" 5-Spoke X Core	101961	5		Aluminum, Projection, Natural Fit: 100629	100724	101897		101963					
22" 5-Spoke X Core	101962						101898		101964				
24" 5-Spoke X Core	100960						100975		100976	200546			
24" 5-Spoke X Core	100960				Plastic Ctd: 101756	101893				100768	100769		

* Spacer and screw part numbers listed in the chart are for standard handrim mounting. If using close mount handrim mounting on aluminum anodized, plastic coated or projection handrims, use part number 100792 for the spacer, part number 122065 for the screw on Ki Spoke and MAXX Spoke wheels, part number 100666 for the screw on 5-Spoke X Core wheels, or part number 122063 for the screw on MAXX Mag wheels.

Effective 4/19/2024