

patient handling patient handling

HOYER®

Safety, Comfort and Value from the First Name in Patient Lifters

For more than 50 years, Hoyer lifters have defined the lifter category. From Ted Hoyer's early designs in the 1950's to more efficient models built with modern designs and materials, the Hoyer name has always stood for innovation.

Today's lifters use state-of-the-art ergonomic design and quality components. The result—a lifter that you can always depend on.

HOYER

Hydraulic Lifters

Model HML400

**Your best value:
our top manual
hydraulic lifter**



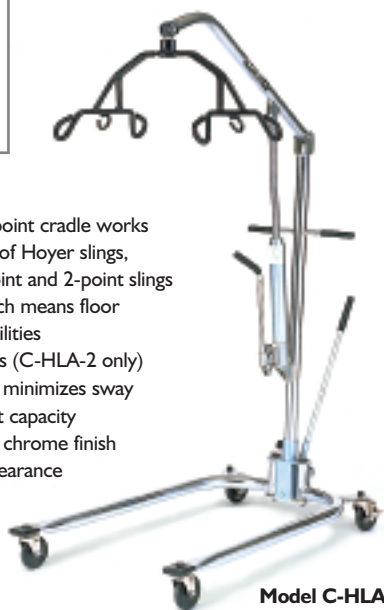
- Contemporary painted design
- Ergonomically placed hydraulic pump handle is easy to use
- Pump handle rotates, allowing operation from either side of lifter
- Adjustable U-legs for easier seating or toileting
- Disassembles for easy storage
- 400 lb. patient capacity
- Priced for reimbursement

Choose either of our quality chrome classics



**Model C-CB-L2
with C base**

- Innovative 6-point cradle works with an array of Hoyer slings, including 4-point and 2-point slings
- Extended reach means floor pick-up capabilities
- Adjustable legs (C-HLA-2 only)
- Cradle design minimizes sway
- 400 lb. patient capacity
- Long-wearing chrome finish maintains appearance



**Model C-HLA-2
C-HLA-2T with Tall Mast**



Model C-HLA

- Mast and base separate for easy travel or storage
- Standard 4" casters are offset for greater stability and smooth operation
- Requires Hoyer 2-point sling
- Long-wearing chrome finish maintains appearance

Power Lifters

Your heavy-duty alternative

- High quality, economical 600 lb. capacity power lift that meets the needs of more patients
- Power operated base allows the legs to be positioned where you need them
- Base clearance of 4.5" fits under most beds
- Directional wheel guide for straight steering
- Ergonomic design makes patient transfers simple
- Long, padded handles offer various grip choices for users of different heights
- Floor pick-up capability helps prevent caregiver strain
- Emergency stop, power and manual lowering and audible low-battery warning provide safety
- 4-point cradle design minimizes patient sway



Model HPL600
Model HPL600WSC with scale

Choose the deluxe power lifter

- Smooth, quiet transfer reduces patient anxiety
- Innovative 6-point non-sway cradle offers extra stability
- Cradle design works with Hoyer 4-point and 2-point slings
- Adjustable U-base
- Built-in emergency stop button
- Manual release for emergency lowering
- Ergonomic handle grips for easier positioning
- Improved patient legroom with reverse-mounted actuator
- Leg guards and caster bumpers prevent wall and furniture damage
- 400 lb. patient capacity



Model HPL402

No-strain lifting in a chrome classic

- Powered lifting provides more focus on the person being lifted
- Easy cleaning, long-wearing chrome finish
- Adjustable U-base with 5.5" clearance
- Innovative 6-point cradle
- 400 lb. patient capacity



Model P-C-HLA-2

Simplify transfers for those who have trouble standing

- Stand-up lifting is less stressful for users
- Natural standing motion with arc-lifting design
- Includes 1 medium long back sling (PB300S) and 1 large long back sling (PB300SL) for comfort and support
- Extra-long padded knee supports adapt to patients of varying heights
- Adjustable U-base spreads around chairs or commode for best access
- 297 lb. patient capacity
- Optional Roll Sling: P/N PB300R



Model PRO300



Hoyer® Slings

Hoyer 4-Point Slings

Used only with: HML400, C-CB-L2, C-HLA-2(T), HPL600, HPL402, and P-CHLA-2

Weight Capacity: 600 lbs.*

U-Sling, padded

Durable, polyester with closed-cell foam padding for comfort.



70000 X-Large
70001 Large
70002 Medium
70003 Small

U-Sling, padded with head support

Durable polyester with closed-cell foam padding for comfort, and nylon head support.



70010 X-Large
70011 Large
70012 Medium
70013 Small

One-Piece Sling with positioning strap

Provides easy position adjustment of patient. Durable polyester with closed-cell foam padding for comfort.



70051 Large
70052 Medium
70053 Small

One-Piece Commode Sling w/positioning strap

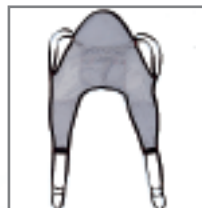
Aperture for toileting without removing sling. Easy patient position adjustment. Durable polyester with closed-cell foam padding for comfort.



70056 Large
70057 Medium
70058 Small

Bath Sling, nylon mesh with head support

Fast draining and drying nylon mesh for bathing



50025 Large
50026 Medium
50027 Small

Bath Sling, nylon mesh

Fast draining and drying nylon mesh for bathing

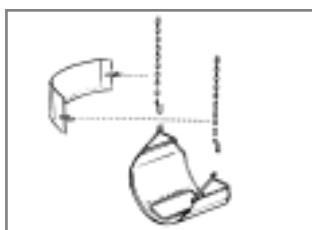


50020 X-Large
50021 Large
50022 Medium
50023 Small

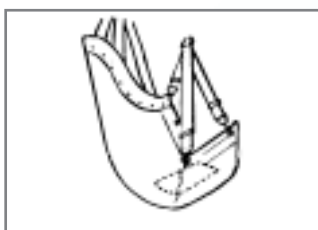
Hoyer 2-Point Slings

Used only with: C-HLA, HML400, C-CB-L2, C-HLA-2(T), HPL402, and P-CHLA-2

See website for choices in materials and configurations.



Two-Piece Commode
9 shown



Comfort Seat with Head Support
111 shown



Mid-Back Seat
113 shown



Split Commode Mid-Back Seat
127 shown

Hoyer Professional Slings

Used only with: HOY-ADVANCE-H, HOY-ADVANCE-E

Weight Capacity: 500 lbs.*

Quick Fit Deluxe Sling

Additional material in seat area provides a more comfortable and supportive lift without the need for side suspenders. Mesh.



NA1058 X-Large
NA1056 Large
NA1053 Medium
NA1050 Small
NA1048 X-Small

Quick Fit Padded Sling

An easy-to-fit general purpose sling. Mesh with padding in leg area.



NA1008P X-Large
NA1006P Large
NA1003P Medium
NA1000P Small
NA1002P X-Small

Access Sling

Facilitates access for toileting and easy removal of clothing. Padded for comfort.



NA1608 X-Large
NA1606 Large
NA1603 Medium
NA1601 Small
NA1600 X-Small

Full Back Sling

Contoured sling with integrated head support and leg padding offers greater comfort and negates the need for side suspenders.



NA1071 X-Large
NA1070 Large
NA1069 Medium
NA1068 Small
NA1067 X-Small


*DO NOT EXCEED WEIGHT CAPACITY OF LIFT.

Hoyer® Lifters

Advance™ Portable Patient Lift

A Compact Product That “Gets You Closer”

The Advance's unique swan neck leg design allows the lift to get close to even the widest of obstacles. The Advance folds compactly for storage or travel.



Models:
HOY-ADVANCE-E (power)
HOY-ADVANCE-H (hydraulic)

Features

- Oversized handle for increased control
- Patent pending push footpad reduces the force needed to initiate movement
- Compact design
- Swan neck leg design allows lift to get closer to large furniture
- No tools required to fold
- Patent pending triangular folded design allows the lift to securely stand unaided
- All aluminum construction
- Foot operated leg spreading mechanism requires no bending to operate
- Choice of electric power or hydraulic operation
- 340 lb. patient capacity



Lifters & Accessories

Hoyer Digital Scales

- Fast, easy to use and accurate
- Simple push-button operation
- Digital readout up to 600 lbs. (273 kg)
- Battery life: Approximately 3,000 readings
- Powered by 9v battery

Model 5901 IA fits:

Manual: HML400, C-HLA-2

Power: HPL402, P-C-HLA-2


Model HLS-5-D fits:

C-HLA

Model HPL600SC fits:

HPL600

Note: 600 lb. capacity of scale will not increase lifting ability of 300 lb. capacity lifters.



Model: SS-HSP-I

Hoyer Classic Pool Lift

- Great support for easier recreation and therapeutic swimming
- Hydraulic power can be used anytime
- Full 62" lifting range and 360° swivel helps place any user gently below water
- Heavy-duty steel construction supports up to 400 lbs.
- Stainless steel painted finish resists corrosion in humid environments
- Includes 112-D sling

Sunrise Medical offers lifting solutions designed for use in the home. Ask for more information about these Guardian® homecare products:

Guardian Tublift



Model 040-0121AC



Guardian Voyager with Easytrack™ Portable Ceiling Lift

Specifications

	Max Wt. Capacity	Lift Range of Boom*	Width	Length	Base Clearance	Finish	Shipping Wt.
Manual Hydraulic							
HML400	400 lbs. (182 kg)	28"-77" (71-196 cm)	24"-40.5" (61-103 cm)	43.5" (110 cm)	5.5" (14 cm)	Painted Tan	96 lbs. (44 kg)
C-HLA-2	400 lbs. (182 kg)	29"-74.5" (74-189 cm)	24"-39.5" (61-100 cm)	41" (104 cm)	5.5" (14 cm)	Chrome	95 lbs. (43 kg)
C-HLA-2T	400 lbs. (182 kg)	37"-82.5" (94-210 cm)	24"-39.5" (61-100 cm)	41" (104 cm)	5.5" (14 cm)	Chrome	95 lbs. (43 kg)
C-CB-L2	400 lbs. (182 kg)	28.5"-74" (72-188 cm)	23" (58 cm)	39" (99 cm)	4.5" (11 cm)	Chrome	95 lbs. (43 kg)
C-HLA	400 lbs. (182 kg)	30.5"-78" (77-198 cm)	24"-39.5" (61-100 cm)	41" (104 cm)	5.5" (14 cm)	Chrome	84 lbs. (38 kg)
HOY-ADVANCE-H	340 lbs. (155 kg)	21.5"-73.5" (55-187 cm)	25"-44.5" (64-113 cm)	50" (127 cm)	4.5" (11 cm)	Painted Tan	82 lbs. (37 kg.)
Power Lifters							
HPL402	400 lbs. (182 kg)	28"-77" (71-196 cm)	24"-40.5" (61-103 cm)	43.5" (110 cm)	5" (13 cm)	Painted Tan	114 lbs. (52 kg)
P-C-HLA-2	400 lbs. (182 kg)	29"-74.5" (74-189 cm)	24"-39.5" (61-100 cm)	41" (104 cm)	5.5" (14 cm)	Chrome	112 lbs. (51 kg)
HPL600 HPL600WSC	600 lbs. (273 kg)	23"-63" (58-160 cm)	26"-47" (66-119 cm)	49" (125 cm)	4.5" (10 cm)	Painted Tan	177 lbs. (80 kg)
HOY-ADVANCE-E	340 lbs. (155 kg)	21.5"-73.5" (55-187 cm)	25"-44.5" (64-113 cm)	50" (127 cm)	4.5" (11 cm)	Painted Tan	115 lbs. (52 kg)
PRO300	297 lbs. (135 kg)	44"-64" (112-163 cm)	24"-48" (61-122 cm)	46"-48" (117-122 cm)	4.0" (10 cm)	Painted White	132 lbs. (60 kg)
Powered stand-aid includes (1) medium and (1) large long back sling, (1) battery, (1) charger							
Pool Lifter							
SS-HSP-I	400 lbs. (182 kg)	62" (157 cm)				Stainless Steel painted finish	66 lbs. (30 kg)

*Floor to pivot point of cradle attachment.