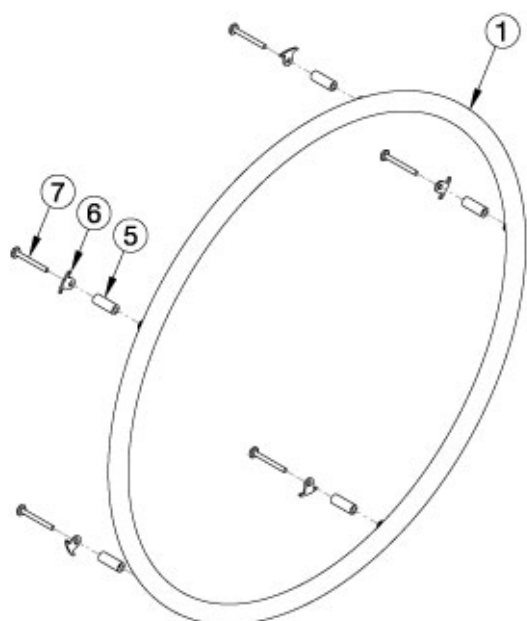
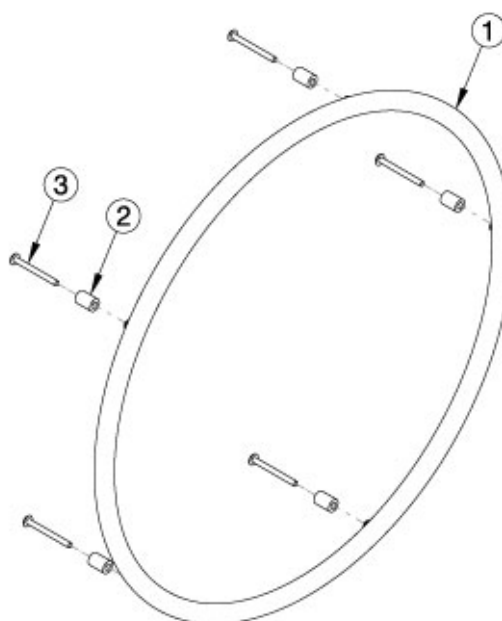


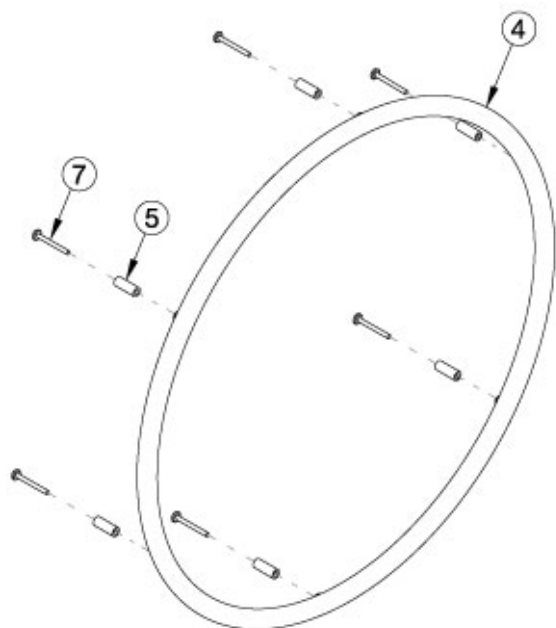
Liberty Plastic Coated Handrim



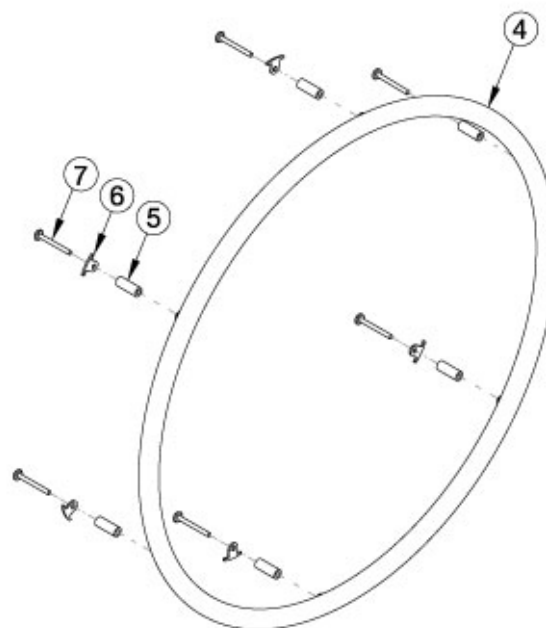
Spoke w/o Pneumatic w/ Airless Insert Tire



X-Core Mag



MAXX Mag



Ki Spoke, MAXX Spoke, and
Spoke w/ Pneumatic w/ Airless Insert Tire

For more information see Handrim Hardware Chart. Quantity in Handrim Hardware Kits are for one wheel. If the Spoke wheel (effective 2/27/2023) is present with a Pneumatic w/ Airless Insert tire, the 6 rivet nut handrim and hardware should be used. If the Spoke wheel is present and does NOT have a Pneumatic w/ Airless Insert tire, the 5 rivet nut handrim and hardware should be used.

Item Number	Part Number	Description	Quantity
5a, 6a, 7a	502168	Handrim Hardware Kit, 6 Rivet Nut, EACH <i>Used with Ki Spoke and MAXX Spoke with standard handrim mount option. Used with Spoke wheel with standard handrim mount option when Pneumatic w/ Airless Insert tires ARE present.</i>	1
5b, 6a, 7b	113069	Handrim Hardware Kit, Close Mount, 6 Rivet Nut, EACH <i>Used with Ki Spoke and MAXX Spoke with close handrim mount option. Used with Spoke wheel with close handrim mount option when Pneumatic w/ Airless Insert tires ARE present.</i>	1
5c, 7c	117377	Handrim Hardware Kit, Standard Mount, MAXX Mag, EACH <i>Used with MAXX Mag wheels with standard handrim mount option</i>	1
5b, 7a	117378	Handrim Hardware Kit, Close Mount, MAXX Mag, EACH <i>Used with MAXX Mag wheels with close mount handrim mount option</i>	1
4a	112819	Handrim Plastic Coated 6 Rivet Nut 20" <i>Used on 20" Ki Spoke, 20" MAXX Spoke, and 20" MAXX Mag wheels. Replaced 200542.</i>	1
4b	112820	Handrim Plastic Coated 6 Rivet Nut 22" <i>Used on 22" Ki Spoke, 22" MAXX Spoke, 22" Spoke, and 22" MAXX Mag wheels. Replaced part 100576.</i>	1
4c	112821	Handrim Plastic Coated 6 Rivet Nut 24" <i>Used on 24" Ki Spoke, 24" MAXX Spoke, 24" Spoke, and 24" MAXX Mag wheels. Replaced part 100577.</i>	1
2a, 3a	502173	Handrim Hardware Kit, 5 Rivet Nut, Plastic Coated, EACH <i>Used with X Core Mag wheels with standard handrim mount option</i>	1
2b, 3b	113070	Handrim Hardware Kit, Close Mount, 5 Rivet Nut, EACH <i>Used with X Core Mag wheels with close mount handrim mount option</i>	1
5a, 6b, 7a	118971	Handrim Hardware Kit, 5 Rivet Nut, Spoke Wheel, EACH <i>Used with Spoke wheel with standard handrim mount option when Pneumatic w/ Airless Insert tires are NOT present</i>	1
5b, 6b, 7b	118970	Handrim Hardware Kit, Close Mount, 5 Rivet Nut, Spoke Wheel, EACH <i>Used with Spoke wheel with close handrim mount option when Pneumatic w/ Airless Insert tires are NOT present</i>	1
1a	101963	Handrim Plastic Coated 5 Rivet Nut 20" <i>Used on 20" 5-Spoke X Core Mag</i>	1
1c	100976	Handrim Plastic Coated 5 Rivet Nut 24"	1

Item Number	Part Number	Description	Quantity
		<i>Used on 24" 5-Spoke X Core Mag wheels and 24" Spoke wheel</i>	
2a	101756	Handrim Spacer Plastic Coated Rivet <i>Used with X Core Mag with standard handrim mount option</i>	5
3a	100724	M5 x 55 PH TRS HD M/S ZC <i>Used with X Core Mag with standard handrim mount option</i>	5
5a	100653	Handrim Spacer Spoke <i>Used with Ki Spoke, MAXX Spoke, Spoke wheel with standard handrim mount option</i>	6
5c	100629	Handrim Spacer Alum Ano Riv <i>Used with MAXX Mag wheels with standard handrim mount option</i>	6
6a	100698	Handrim Tab <i>Used with Ki Spoke and MAXX Spoke wheels. Used with Spoke wheel when Pneumatic w/ Airless Insert tires ARE present. Tabs are included / installed with MAXX Spoke wheels and Spoke wheel and tire assemblies.</i>	6
6b	116732	Wheel Tabs, Long, 5 Rivet Nut <i>Used with Spoke wheel when Pneumatic w/ Airless Insert tires are NOT present</i>	6
7a	100654	M5 x 40 DIN7985 PH Pan HD M/S ZC <i>Used with Ki Spoke, MAXX Spoke, and Spoke wheel with standard handrim mount option</i>	6
7c	103545	M5 x 50 DIN7985 PH PAN HD M/S BLK ZC <i>Used with MAXX Mag wheels with standard handrim mount option</i>	6

Handrim Hardware Chart												
Wheel		Handrim Connection				Handrim						
Wheel	Wheel Part No.	Connection Points	Rivet/Tab	Spacer*	Screw*	Aluminum Anodized	Superlight	Plastic Coated	Projection	Natural Fit Standard	Natural Fit LT	Flex Rim
22" Spoke	116730	5 or 6	116732 (Used with 5 Rivet) 100698 (Used with 6 Rivet)	100653 (Not used w/ Superlight Handrim)	Aluminum, Plastic Ctd, Projection: 100654 Natural Fit: 100835	101898 (5 Rivet)		101964 (5 Rivet)	112824 (6 Rivet)	200538 (6 Rivet)	200201 (6 Rivet)	
24" Spoke	116728	5 or 6	Not used w/ Superlight Handrims		Superlight: Screw: 100669 Nut: 100657	100975 (5 Rivet)	101161 (6 Tab)	100976 (5 Rivet)	112825 (6 Rivet)	100793 (6 Rivet)	200202 (6 Rivet)	
18" MAXX Spoke	109285	3	100698 (Not used w/ Superlight Handrim)	100653 (Not used w/ Superlight Handrim)	Aluminum, Plastic Ctd, Projection: 100654	100206						
20" MAXX Spoke	108244	6			Natural Fit: 100835	200536		112819				
22" MAXX Spoke	105135				Superlight: Screw: 100669 Nut: 100657	100560		112820	112824	200538	200201	
24" MAXX Spoke	105136				200349	101161	112821	112825	100793	200202		
25" MAXX Spoke	107436				200350		112822	200548	200539	200540		
26" MAXX Spoke	107437				200351		112823	200549	100907	101454		
20" MAXX Mag	111853	6		Aluminum, Plastic Ctd, Projection: 100629	Aluminum, Plastic Ctd, Projection: 103545	200536		112819				
22" MAXX Mag	111854			Natural Fit: 101756	Natural Fit: 101893	100560		112820	112824	200538	200201	
24" MAXX Mag	111855				105137		112821	112825	100793	200202		
24" Superlight	101159	6			100536	100754	101161	100836		100830	100828	
25" Superlight	101160						101160	101091		101464	101460	

* Spacer and screw part numbers listed in the chart are for standard handrim mounting. If using close mount handrim mounting on aluminum anodized, plastic coated or projection handrims, use part number 100792 for the spacer, part number 102616 for the screw on Ki Spoke and MAXX Spoke wheels, part number 100666 for the screw on 5-Spoke X Core wheels, or part number 100654 for the Effective 2/27/2023

Handrim Hardware Chart (Continued)												
20" Spinergy Spox	See Spinergy Spox Page	6			Screw: 100669 Nut: 100657	103125		103179				
22" Spinergy Spox						100827		100808		100889	100888	
24" Spinergy Spox						100766	101161	100615		100830	100828	
25" Spinergy Spox						100767	101160	100765		101464	101460	
26" Spinergy Spox						101477		101148		200200	100950	
22" Spinergy LX	See Spinergy LX Page	6			Screw: 100669 Nut: 100657	100827		100808		100889	100888	
24" Spinergy LX						100766	101161	100615		100830	100828	See Spinergy LX Page
25" Spinergy LX						100767	101160	100765		101464	101460	
26" Spinergy LX						101477		101148		200200	100950	

Handrim Hardware Chart (Discontinued Wheels)													
Wheel		Handrim Connection				Handrim							
Wheel	Wheel Part No.	Connection Points	Rivet/Tab	Spacer*	Screw*	Aluminum Anodized	Superlight	Plastic Coated	Projection	Natural Fit Standard	Natural Fit LT	Flex Rim	
18" Ki Spoke	200529	3	100698	100653	Aluminum, Plastic Ctd, Projection: 100654	100206		101106					
20" Ki Spoke	200530	6				100654	200536		200542				
22" Ki Spoke	200531						100560		100576	100569	200538	200201	
24" Ki Spoke	200532						200349		100577	200547	100793	200202	
25" Ki Spoke	200533				200350			101870	200548	200539	200540		
26" Ki Spoke	200534				200351			100578	200549	100907	101454		
20" 5-Spoke X Core	101961	5		Aluminum, Projection, Natural Fit: 100629	100724	101897		101963					
22" 5-Spoke X Core	101962					101898		101964					
24" 5-Spoke X Core	100960					100975		100976	200546				
24" 5-Spoke X Core	100960			Plastic Ctd: 101756	101893					100768	100769		

* Spacer and screw part numbers listed in the chart are for standard handrim mounting. If using close mount handrim mounting on aluminum anodized, plastic coated or projection handrims, use part number 100792 for the spacer, part number 102616 for the screw on Ki Spoke and MAXX Spoke wheels, part number 100666 for the screw on 5-Spoke X Core wheels, or part number 100654 for the screw on MAXX Mag wheels.