

All you need



Graduated collection bag,
1000 ml. Latex free.

Sterile water for soaking the
catheter.

Use the loop to hang the bag
or insert your thumb to hold it.

Emptying possibility.
Tear to empty the bag.

Possibility to separate catheter
from collection bag.

Hydrophilic catheter with Urotonic[™]
Surface Technology for minimal
friction during insertion and
withdrawal.

Insertion guide:
- firm grip.
- non-touch.

Smooth catheter eyes.

Intended use

The LoFric[®] Hydro-Kit[™] single use urinary catheter is intended for intermittent urinary catheterisation.

Sterilisation and shelf life

All catheters are sterilised by irradiation. Information about the recommended best before date is printed on the package.

Package

Individual packaging. 20 catheters per carton and 2 cartons per shipping box.

Material composition

Hydrophilic surface coating: Polyvinyl pyrrolidone (PVP) and sodium chloride (NaCl).

Catheter: Polyolefin-based elastomer, POBE (Nelaton). Polyvinyl chloride, PVC (Tiemann).

Water pocket: Laminate foil of polyethylene terephthalate (PET), polyethylene (PE) and aluminium, sterile water.

Plastic packaging: Polyethylene butylacrylate (EBA).

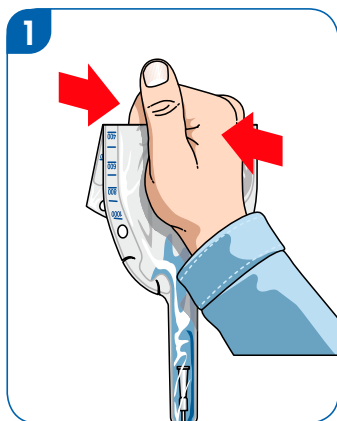
Product range PVC FREE

Reference	Type	Length	Size
423 08 00	LoFric [®] Hydro-Kit [™] Nelaton	20 cm	CH 08
423 10 00	LoFric [®] Hydro-Kit [™] Nelaton	20 cm	CH 10
423 12 00	LoFric [®] Hydro-Kit [™] Nelaton	20 cm	CH 12
423 14 00	LoFric [®] Hydro-Kit [™] Nelaton	20 cm	CH 14
423 16 00	LoFric [®] Hydro-Kit [™] Nelaton	20 cm	CH 16
423 18 00	LoFric [®] Hydro-Kit [™] Nelaton	20 cm	CH 18
421 08 00	LoFric [®] Hydro-Kit [™] Nelaton Paediatric	20 cm	CH 08
421 10 00	LoFric [®] Hydro-Kit [™] Nelaton Paediatric	20 cm	CH 10
420 08 00	LoFric [®] Hydro-Kit [™] Nelaton	40 cm	CH 08
420 10 00	LoFric [®] Hydro-Kit [™] Nelaton	40 cm	CH 10
420 12 00	LoFric [®] Hydro-Kit [™] Nelaton	40 cm	CH 12
420 14 00	LoFric [®] Hydro-Kit [™] Nelaton	40 cm	CH 14
420 16 00	LoFric [®] Hydro-Kit [™] Nelaton	40 cm	CH 16
420 18 00	LoFric [®] Hydro-Kit [™] Nelaton	40 cm	CH 18

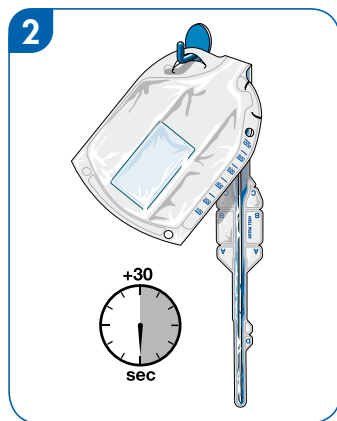
Product range PVC

Reference	Type	Length	Size
987 10 00	LoFric [®] Hydro-Kit [™] Tiemann	40 cm	CH 10
987 12 00	LoFric [®] Hydro-Kit [™] Tiemann	40 cm	CH 12
987 14 00	LoFric [®] Hydro-Kit [™] Tiemann	40 cm	CH 14
987 16 00	LoFric [®] Hydro-Kit [™] Tiemann	40 cm	CH 16
987 18 00	LoFric [®] Hydro-Kit [™] Tiemann	40 cm	CH 18

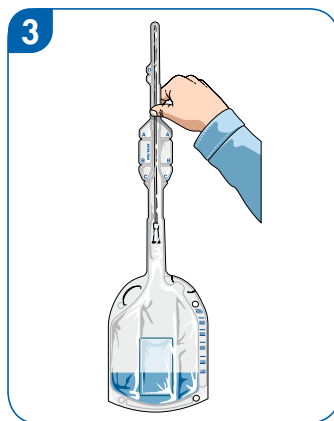
Instructions



1. Hold the product upright. Fold the water sachet and squeeze. Let the water run down to the catheter.



2. Soak the catheter for 30 seconds while you wash your hands and prepare yourself.




3. Turn the product upside down to allow the water to drain into the collection bag.



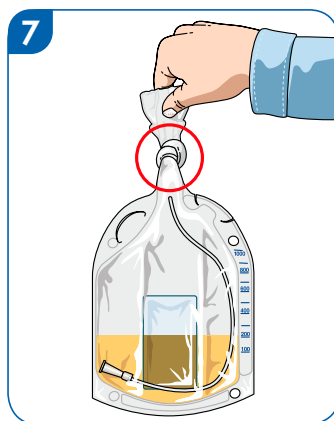
4. Tear at indentation "A" to uncover the tip of the catheter.




5. Tear at indentation marked "B". Use section "B" as a handling aid. Catheterise.



6. Push the catheter into the collection bag.



7. Tie a knot to seal the bag.



8. Empty the collection bag by tearing the indentation. The water sachet contains sterile water that should only be used for soaking the LoFric catheter.