



CARROLL CS SERIES™

CS3™

BED



Yes, you can.®



CS3 bed is featured with Assist Bar, Drake Bed Ends and Invacare® Solace® Mattress

The **Carroll CS Series™ CS3™ Bed** was developed with safety in mind for those who require a bed that is stable throughout the travel range and mobile in the lowest position only.

Invacare beds, mattresses and rails, excluding therapeutic support surfaces and bariatric beds, when used as a system and sold new and unused after August 1, 2007, meet the recommended FDA Guidelines for bed rail entrapment. Visit www.invacare.com/bedsafety for additional safety and entrapment information.



Features

Mobility at Low Height – The Maxi-Lock system secures the bed to the floor in all elevated positions, providing reassurance that the bed is locked and secured for maximum resident safety.

Exclusive Slat Deck Design – Provides a comfortable sleep surface, allows for improved infection control and helps reduce wear and tear on the mattress.


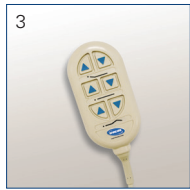

Ergonomic Hand Pendant – Water-resistant¹, sealed hand pendant designed to fit comfortably in the resident's hand.

Dual Pendant Connections – Pendant connects to either side of the bed, providing customized convenience for the resident.

Tool-less Assembly – The CS3 bed features tool-less assembly, minimizing set-up time.

Customizable Options –

- 39" or 42" Wide Deck
- 4" Bed Extender (84" Length)
- Attendant Control Panel
- Portable Battery Backup
- Hi-Lo Lockout



1. Tool-less Assembly
2. Maxi-Lock System
3. Ergonomic Hand Pendant
4. Slat Deck Design

Invacare Corporation
www.invacare-cc.com

USA

One Invacare Way
Elyria, Ohio
44035-4190
(800) 668-2337

Canada

570 Matheson Blvd. E.,
Unit 8
Mississauga, Ontario
L4Z 4G4 Canada
(800) 668-5324



Model #	Height Range	Sleep Surface	Weight Capacity*	Regulation Compliance	Limited Warranty
IHCS3	8.5" - 27" H	76" - 80" L 36", 39", 42" W	450 lb.	†Classified to: UL 60601-1 IEC 60601-2-38 CAN/CSA C22.2 No. 601.1	10 Years Frame 5 Years Mechanical 3 Years Electronics

NOTE: Whenever bed rails are used as part of any hospital or homecare bed system, the potential for bed rail entrapment exists. To reduce this risk, a patient must always be assessed regarding their risk of entrapment before any product is used. Routine patient monitoring is also required once a product is in use. To learn more about the risk of bed rail entrapment please visit the US FDA's website at <http://www.fda.gov> and search for "Bed Rail Entrapment."

* Maximum safe working load.

1. Pendant is water-resistant to IPX6 per IEC 60529.

†Testing conducted to select portions of UL/IEC Standards.

©2017
Invacare Corporation.
All rights reserved.
Trademarks are
identified by the symbols
™ and ®. All trademarks
are owned by or licensed
to Invacare Corporation
unless otherwise noted.
Carroll CS Series and
CS3 are trademarks
of Carroll Healthcare.
Specifications are
subject to change
without notification.
Form No. 12-633
Rev. 10/17
171053

