

TiLite Aero T Order Form

Effective Jun 2025 (New Items in Red)

DUAL-TUBE RIGID FRAME

Page 1 of 8

DEALER INFORMATION		RTS INFORMATION	
Dealer:	Account #:	RTS:	Phone:
PO:	Ordered By:	Email:	
Email:		SHIP TO INFORMATION	
Mark For:	User Weight:	Name:	Ship Via:
TiLite Sales Rep:		Address:	
TiLite Information:	Promo Code:	City:	State: Zip:
Ship Date:	Order #:	Phone:	Fax:

More options and frame modifications may be available through our Creative Mobility Division! Please contact customer service for details or [click here](#) to view options.

Please Email or Fax to the Permobil Manual Customer Experience Team at tilitesales@permobil.com or 509.586.2413



FRAME STYLE

- ATFS1 ☐ **Aero T Aluminum Frame** (Full Adjustability. 265 Pound Weight Limit. For Rear Seat Width A and Seat Depth B of 15" or greater, use K0005. For Rear Seat Width A and Seat Depth B of less than 15", use E1235.).....\$3,191 K0005, E1235
- TAFS1 ☐ **TRA Titanium Frame** (Full Adjustability. 265 Pound Weight Limit. For Rear Seat Width A and Seat Depth B of 15" or greater, use K0005. For Rear Seat Width A and Seat Depth B of less than 15", use E1235.).....\$1,568
- TRFS1 ☐ **TR Titanium Frame Ultimate TiFIT** (Minimal Adjustability. 265 Pound Weight Limit. For Rear Seat Width A and Seat Depth B of 15" or greater, use K0005. For Rear Seat Width A and Seat Depth B of less than 15", use E1235.).....\$281

SMARTDRIVE POWER ASSIST SYSTEM



- AETMAXSD1 ☐ **Permobil SmartDrive MX2+*** (Not available with rear seat heights less than 13.5").....\$7,529 E0986
- AETMAXSD16 ☐ **NEW** SpeedControl Dial AETMAXSD17 ☐ Extended Mount OR AETMAXSD18 ☐ SwitchControl Buttons...NCO
- AETMAXSD8 ☐ SwitchControl Button with Mono Jack Option.....\$159
- AETMAXSD19 ☐ **NEW** Buddy Button.....\$262
- AETMAXSD4 ☐ Carrying Bag.....\$84
- AETMAXSD10 ☐ Universal Padded Handle.....\$22

*SmartDrive apps available on Apple App Store and Google Play Store for Apple Watch Series 5 or newer and Samsung Galaxy Watch 4 or newer.

FRAME STYLE

- THDR1 ☐ **Heavy Duty Frame** (Not Available with TR Titanium Frame. 350 Pound Weight Limit. Requires Tension Adjustable by Straps Back Upholstery. Requires Folding Aluminum Adjustable Height Backrest, Billet Aluminum Front Wheels, Shadow or Spinergy SPOX Rear Wheels. LX Rear Wheels only available with 0 or 2 degree camber, Slipstream Fork, Velcro Adjustable Upholstery, or Glide™ Forks.).....NCO
- TQST1 ☐ **Q'Straint Adaptable Frame** (Not Available with TR Titanium Frame. 350 Pound Weight Limit. Requires Tension Adjustable by Straps Back Upholstery. Requires Folding Aluminum Adjustable Height Backrest, Billet Aluminum Front Wheels, Shadow or Spinergy SPOX Rear Wheels. LX Rear Wheels only available with 0 or 2 degree camber. Not available with Slipstream Fork, Velcro Adjustable Upholstery, Open Loop Footrest, V-Front Taper or Glide™ Forks.).....NCO
- TPWR1 ☐ **Power Adaptable Frame** (Requires LiteSpeed Billet Aluminum Front Wheels and 0 degree camber. Not available with Single-sided Forks, or Titanium Camber Tubes. Not required for SmartDrive.).....NCO
- TRFR1 ☐ **Reinforced Frame**.....NCO

FRAME FINISHES

- TFF1 ☐ Satin (Available with Titanium Frame only.).....STD
- SCBT1 ☐ Satin Finish Buffing Pads.....\$22
- TFF3 ☐ **Tattooed Titanium™** (Tattoos on front frame tubes. Titanium frame finished in Satin. Tattoos will be trimmed and adjusted to fit your frame.).....\$363

☐ TFF45 Need for Speed

☐ TFF44 Flower Garden



☐ TFF43 Mosaic



- ☐ TFF8 High Gloss Black
- ☐ TFF14 Ocean Blue Metallic
- ☐ TFF17 Midnight Blue Pearl
- ☐ TFF27 Titanium Grey
- ☐ **TFF57 Indigo Purple**
- ☐ TFF42 OD Green
- ☐ **TFF58 Black Galaxy**

- ☐ TFF10 **Red Pepper**
- ☐ TFF15 Tangerine Metallic
- ☐ TFF18 White Pearl
- ☐ **TFF59 Pomegranate Red**
- ☐ TFF40 Hyper Blue
- ☐ **TFF60 Silver Streak**
- ☐ **TFF61 Seafoam Green**

- ☐ TFF29 Neon Pink
- ☐ TFF30 Acid Green Metallic
- ☐ TFF19 Black Lava
- ☐ **TFF62 Blue Mist**
- ☐ TFF41 Flame Orange
- ☐ **TFF63 Lavender Dusk**
- ☐ **TFF64 Daffodil Yellow**.....STD

COLOR ANODIZE PACKAGE

(Color Anodize Package includes: Caster Mount, Caster Fork, and Caster Caps. If no anodize color is selected, the default will be black.)

- ☐ TANO1 Black.....STD
- ☐ TAN12 Gold ☐ TAN15 Green ☐ TAN13 Purple ☐ TAN14 Orange ☐ TAN10 Blue ☐ TAN11 Red.....\$71



Permobil.com
2701 West Court Street / Pasco, Washington 99301
Tel 800 736 0925 or Email tilitesales@permobil.com

OF0026 AeroT 1212020RevE

TiLite Aero T Order Form

Effective Jun 2025 (New Items in Red)

DUAL-TUBE RIGID FRAME

Page 2 of 8

3 TiFit: TAILORED INDIVIDUALIZED FRAME

Measurements shown below are our most popular selections. **Not seeing what you want?** Contact customer service or visit our Creative Mobility Division (CMD) catalog [here](#) to view additional options.

REAR SEAT WIDTH A Measure from outside of seat tube at back post to the outside of the opposite seat tube at back post.

TSW1 ☐ 12" ☐ 13" ☐ 14" ☐ 15" ☐ 16" ☐ 17" ☐ 18" ☐ 19" **STD**
ZSW2 ☐ 20" (HCPCS code only applies to 20" Rear Seat Width ; > 20" size avail. through CMD),.....\$536 E2201

FRONT SEAT WIDTH (SEAT TAPER) T Measure from inside of front frame tube to inside of opposite front frame tube. (Required with V-Front End v. Not Available with Standard Front End I.)

TFSW1 ☐ No Taper,..... **STD**
TFSW2 ☐ 1" Taper (3" Narrower than Rear Seat Width A. Includes Tension Adjustable by Straps Seat Upholstery. **Bolt On Adjustable Sling available through our Creative Mobility Division #20**).\$304
TFSW4 ☐ 2" Taper (4" Narrower than Rear Seat Width A. Includes Tension Adjustable by Straps Seat Upholstery. **Bolt On Adjustable Sling available through our Creative Mobility Division #20**).\$304

SEAT DEPTH B Measure from front of back post to the front edge of seat sling. Frame bend will start .5" in front of seat sling unless Custom Frame Depth is specified, or the combination of specifications affect the rolling dynamics of the chair.

TSD1 ☐ 12" ☐ 13" ☐ 14" ☐ 15" ☐ 16" ☐ 17" ☐ 18" ☐ 19" **STD**
TSD2 ☐ 20"\$568 E2203
TSD3 ☐ Custom Frame Depth: _____" Frame Depth Longer or Shorter Than Seat Depth (Measure from front of seat sling to beginning of frame bend. Ranges from 0.5" to 2" and can be given as specific as 1/4" increments. A Custom Frame Depth outside specified range may be available through our Creative Mobility Division. A Custom Frame Depth of 20" will have an additional charge) **NCO**

ERGONOMIC SEAT U Measure from front of back post to beginning of upward bend of seat tube.

TERG1 ☐ TR Ergonomic Seat (Tension Adjustable by strap comes standard. **Bolt On Adjustable Sling available through our Creative Mobility Division #20. Solid Seat available through Creative Mobility Division #16.**)
5" ☐ 6" ☐ 7" ☐ 8" ☐ 9"\$369
TERG2 ☐ Aero T and TRA Ergonomic Seat (Tension Adjustable by strap comes standard, Center of Gravity adjustment may be affected by this option. Not available with V-Front or Seat Taper, Desk Arms, Depth Adjustable Backrests, Fold Down Rigid Sideguards, Fendered Adjustable Sideguards, or the Curve cushion. **Bolt On Adjustable Sling available through our Creative Mobility Division #20. Solid Seat available through Creative Mobility Division #16**)
☐ 6" (Minimum Seat Depth B 12") ☐ 7" (Minimum Seat Depth B 12")
☐ 8" (Minimum Seat Depth B 13")\$433

FRONT SEAT HEIGHT C Measure from floor to top of seat tube at front edge of seat sling.

TFSH1 ☐ 15" ☐ 15.5" ☐ 16" ☐ 16.5" ☐ 17" ☐ 17.5" ☐ 18" ☐ 18.5" ☐ 19" ☐ 19.5"
☐ 20" ☐ 20.5" ☐ 21" **STD**

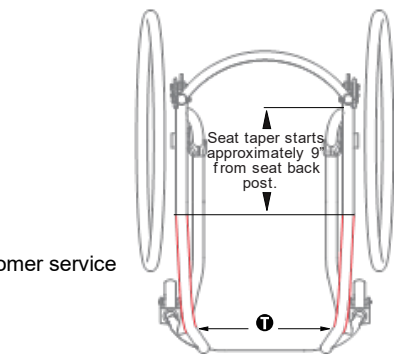
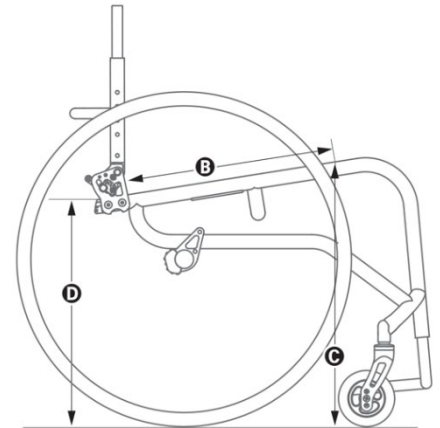
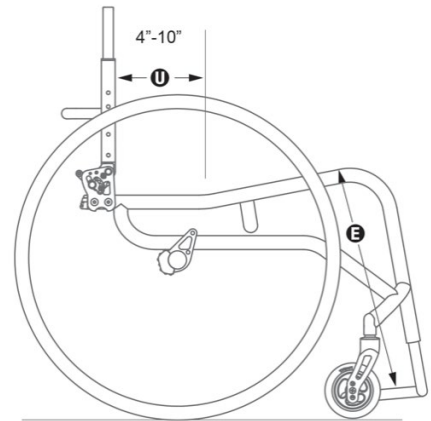
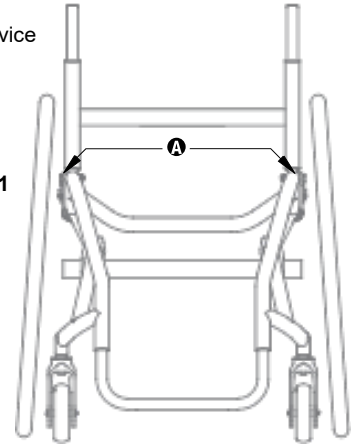
REAR SEAT HEIGHT D Measure from floor to top of seat tube at back post.

Rear Wheel Size	Rear Seat Height
20"	12.5"-20"
22"	13.5"-20"
24"	14.5"-20" (15" on TRA)
25"	15.0"-20"
26"	15.5"-20"

TRSH1 ☐ 12.5" ☐ 13" ☐ 13.5" ☐ 14" ☐ 14.5" ☐ 15" ☐ 15.5" ☐ 16" ☐ 16.5"
☐ 17" ☐ 17.5" ☐ 18" ☐ 18.5" ☐ 19" ☐ 19.5" ☐ 20" **STD**

FRONT ANGLE or OVERALL FRAME LENGTH Select one. If Overall Frame Length is selected, front angle will be bent to achieve requested length.

TFA1 ☐ 70° ☐ 75° ☐ 80° ☐ 85° **L** Measure from frame front to floor. (Not available with 6" Front Wheels.) ☐ 90° (Not available with 5" or 6" Front Wheels.),..... **STD**
TFA2 ☐ Overall Frame Length **M** _____" Measure from front of backrest to Front Edge of Footrest. **NCO**



3 TiFit: TAILORED INDIVIDUALIZED FRAME

Measurements shown below are our most popular selections. **Not seeing what you want?** Contact customer service or visit our Creative Mobility Division (CMD) catalog [here](#) to view additional options.

SEAT TO FOOTREST E Measure from front edge of seat sling to top rear of footrest.

TiLite Aero T Order Form

Effective Jun 2025 (New Items in Red)

DUAL-TUBE RIGID FRAME

Page 3 of 8

Standard Footrests Measurement must be at least 2" shorter than Front Seat Height C.

☐ 13.5" ☐ 14" ☐ 14.5" ☐ 15" ☐ 15.5" ☐ 16" ☐ 16.5" ☐ 17" ☐ 17.5" ☐ 18"
☐ 18.5" ☐ 19"

- TFTR3 ☐ Angle Adjustable Footrest..... **STD**
TFTR1 ☐ Titanium Footrest w/Flat ABS Cover..... **\$217**
TFTR2 ☐ Titanium Open Loop Footrest..... **\$277**
ZFTR12 ☐ Angle Adjustable Flip-Back Footrest (Not available with 10" or 11" Rear Seat Width A, Heavy Duty Frame, or ABS Cover with 2" Sides)..... **\$244 K0040**
High Mount Footrest
☐ 7"-9" ☐ 9"-11" ☐ 11"-13" Set at _____ (Use 1/2" increments)
TFTR4 ☐ Angle Adjustable High Mount Footrest..... **\$109 K0040**

- ☐ **Custom Two-Piece Flip Up Footplates** CMD 040. Please visit our CMD catalogue and specify footrest type and rigidizer bar placement in the Notes section of this order form. Some limitations may apply.

FOOTREST WIDTH I or V Select either a Standard Front End I if no Seat Taper T is selected or a V-Front End V if a Seat Taper T is selected.

STANDARD FRONT END I Find your Rear Seat Width A in the Chart below and select one of the options to the right. Measure from inside of front frame tube to inside of opposite front frame tube.

TFE1 ☐ **NO V-Front Taper**..... **STD**

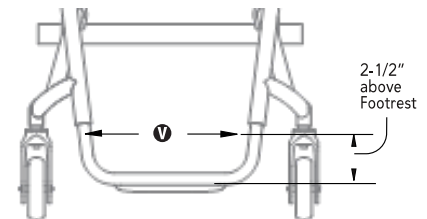
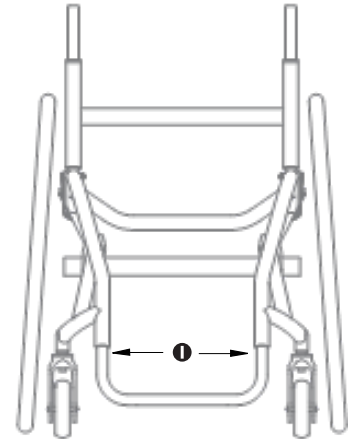
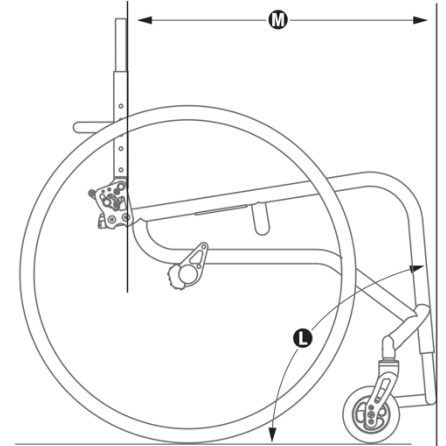
REAR SEAT WIDTH A (Outside Measurement)	FOOTREST WIDTH I		
	No Taper (2" Narrower than Rear Seat Width)	2" Taper (4" Narrower than Rear Seat Width)	4" Taper (6" Narrower than Rear Seat Width)
12"	<input type="checkbox"/> 10"	<input type="checkbox"/> 8"	
13"	<input type="checkbox"/> 11"	<input type="checkbox"/> 9"	
14"	<input type="checkbox"/> 12"	<input type="checkbox"/> 10"	<input type="checkbox"/> 8"
15"	<input type="checkbox"/> 13"	<input type="checkbox"/> 11"	<input type="checkbox"/> 9"
16"	<input type="checkbox"/> 14"	<input type="checkbox"/> 12"	<input type="checkbox"/> 10"
17"	<input type="checkbox"/> 15"	<input type="checkbox"/> 13"	<input type="checkbox"/> 11"
18"	<input type="checkbox"/> 16"	<input type="checkbox"/> 14"	<input type="checkbox"/> 12"
19"	<input type="checkbox"/> 17"	<input type="checkbox"/> 15"	<input type="checkbox"/> 13"
20"	<input type="checkbox"/> 18"	<input type="checkbox"/> 16"	<input type="checkbox"/> 14"

OR

V-FRONT END V Measure from inside of front frame tube to inside of opposite front frame tube 2-1/2" above footrest. (Titanium Footrests have 1" of adjustment up and down. Not available with Ergonomic Seat frames.)

TFE2 ☐ V-Front Taper..... **\$315**
☐ 9" ☐ 10" ☐ 11" ☐ 12" ☐ 13" ☐ 14" ☐ 15"

- ☐ **Custom Abducted Front Frame Width** CMD 008. (Adapted Footrest and/or Front Seat Width. Please specify desired front seat width and desired footrest width to the nearest 1/2" in the Notes section. Some limitations may apply.



BACK SUPPORTS

ROHO® AGILITY® ACTIVE ALUMINUM Contour Back Support

Shell Height ☐ 8" ☐ 10"
SBR514 ☐ AGILITY Active Aluminum Min Contour with Foam..... **\$738 E2620**
SBR515 ☐ AGILITY Active Aluminum Mid Contour with Foam..... **\$738 E2620**

ROHO® AGILITY® ACTIVE CARBON Contour Back Support (2x2 Twill Weave Carbon Fiber)

Shell Height ☐ 10" ☐ 13" ☐ 16"
☐ AGILITY Carbon Min Contour Back with Foam w/ Air Insert
SBR57 Foam w/ Air Insert..... **\$738 E2620**
ACB1 AGILITY Active Carbon Upgrade (Not available with Bolt-on Push Handles)..... **\$464**
Fixed Hardware **NCO**
☐ AGILITY Carbon Mid Contour Back with Foam w/ Air Insert
SBR59 Foam w/ Air Insert..... **\$738 E2620**
ACB2 AGILITY Active Carbon Upgrade (Not available with Bolt-on Push Handles)..... **\$464**
Fixed Hardware **NCO**

TiLite Aero T Order Form

Effective Jun 2025 (New Items in Red)

DUAL-TUBE RIGID FRAME

Page 4 of 8

COMFORT ACTA-EMBRACE® Back Support

Shell Height ☐ 10" ☐ 12" ☐ 14" ☐ 16"

SBRS16 ☐ Acta-Embrace Back with 2-PT Quick Release Compass Hardware.....\$642 E2613

CPSB1 ☐ Comfort Privacy Shield.....\$44

COMFORT ACTA-RELIEF Back Support

Shell Height ☐ 10" ☐ 12" ☐ 14" ☐ 16"

SBRS13 ☐ Acta-Relief Back with 2-PT Quick Release Compass Hardware.....\$846 E2615

CPSB1 ☐ Comfort Privacy Shield.....\$44

BACK UPHOLSTERY (Want more seating options? [Click here](#) to view the new TiLite Seating Order Form.)

TBUP2 ☐ Velcro Adjustable (Not available with Fold-Down Push Handles.).....STD

Tension Adjustable by Straps (Required with Fold-Down Push Handles.)

TBUP3 ☐ Padded Nylon.....\$369 E2611

TBUP5 ☐ AIR Breathable Upholstery (Not available with Ultrasuede Backrest Stripe.).....\$369 E2611

TUPC3 Ultrasuede Backrest Stripe ☐ Black.....\$115

TBUP0 ☐ Omit Back Upholstery.....NCO

TiFit: TAILORED INDIVIDUALIZED FRAME

Options shown below are our most popular selections. **Not seeing what you want?** Contact customer service or visit our Creative Mobility Division (CMD) catalog [here](#) to view additional options.

SEAT BACK TYPE/PUSH HANDLES/SEAT BACK HEIGHT F Measure from top of back post to top of seat tube at rear of frame.

TSB1 ☐ Folding Aluminum Adjustable Height Back (Required for Heavy Duty Frame.).....STD

TSB2 ☐ Folding Titanium Adjustable Height Back and Rounded Rigidizer Bar (Titanium back will match Frame Finish).....\$277

TSB15 ☐ Non-Folding, Fixed Height Titanium with Rounded Rigidizer Bar (Not Available with Aero T or TRA. Titanium back will match Frame Finish. Not available with Push Handles.).....\$315

PUSH HANDLES

TSB6 ☐ Integrated Push Handles.....NCO

TSB7 ☐ Integrated Fold-Down Push Handles (Requires Tension Adjustable by Straps Back Upholstery.).....\$125

TSB8 ☐ Bolt-On Push Handles (Includes 4" Deep Backrest Rigidizer).....\$217

TSB9 ☐ Bolt-On Height-Adjustable Push Handles (Includes 4" Deep Backrest Rigidizer Bar.).....\$363

AVAILABLE ON ALL BACKS

TSB11 ☐ Backrest that Locks when Folded (Not available with Ergonomic Seat.).....STD

TSB12 ☐ 4" Deep Backrest Rigidizer Bar (Not available with a Non-Folding, Fixed Height Titanium Seat Back Type. 4" Deep Rigidizer Bar is NOT a rounded style rigidizer bar.).....NCO

TISHAFT™ BACK RELEASE BARS (Not available with Non-Folding, Fixed Height Titanium Back.)

TSB3 ☐ Aluminum STD

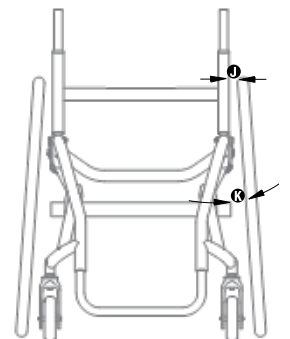
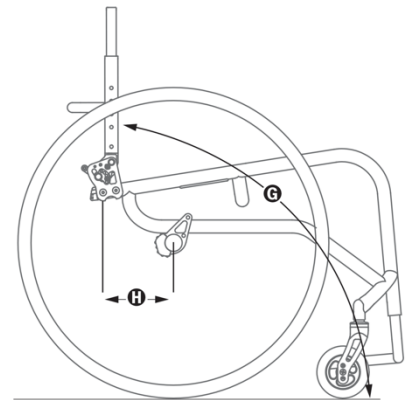
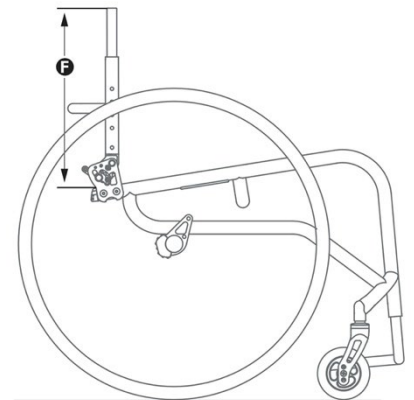
TSB5 ☐ 2x2 Twill Weave Carbon Fiber.....\$82

FOLDING SEAT BACK HEIGHT F (TSB1 and TSB2)

Push Handles (Selected Above)	Short	Medium	Tall	Set at: (Use ½" increments)
None/ Bolt-On	<input type="checkbox"/> 8.5"-11.5"	<input type="checkbox"/> 12"-16.5"	<input type="checkbox"/> 16"-20.5"	Set at:
Integrated	<input type="checkbox"/> 10.5"-12.5"	<input type="checkbox"/> 13.5"-16.5"	<input type="checkbox"/> 17.5"-20.5"	Set at:
Integrated Fold-Down	<input type="checkbox"/> 13"-15.5"	<input type="checkbox"/> 14"-18.5"	<input type="checkbox"/> 18.5"-21"	Set at:

NON-FOLDING, FIXED-HEIGHT F TITANIUM SEAT BACK with Rounded Rigidizer Bar (TSB15) (Not Available with Aero T or TRA. Titanium back will match Frame Finish. Required for fixed Side Guards. Not available with Swing Away Tubular or Swing Away - Flip Back Tubular Armrests and Integrated Push Handles, Integrated Fold-Down Push Handles)

☐ 5" ☐ 5.5" ☐ 6" ☐ 6.5" ☐ 7" ☐ 7.5" ☐ 8" ☐ 8.5" ☐ 9" ☐ 9.5" ☐ 10" ☐ 10.5" ☐ 11" ☐ 11.5" ☐ 12"
☐ 12.5" ☐ 13" ☐ 13.5" ☐ 14" ☐ 14.5" ☐ 15" ☐ 15.5" ☐ 16" ☐ 16.5" ☐ 17" ☐ 17.5" ☐ 18" ☐ 18.5"
☐ 19" ☐ 19.5" ☐ 20"



TiLite Aero T Order Form

Effective Jun 2025 (New Items in Red)

DUAL-TUBE RIGID FRAME

Page 5 of 8

SEAT BACK ANGLE G Measure angle from front of back post to floor.

- ZSBA1 **Folding Back**
☐ 80° ☐ 83° ☐ 86° ☐ 89° ☐ 92° ☐ 95° ☐ 98° ☐ 101°STD
- ZSBA1 **Non-Folding Back**
☐ 80° ☐ 81° ☐ 82° ☐ 83° ☐ 84° ☐ 85° ☐ 86° ☐ 87° ☐ 88° ☐ 89° ☐ 90°
☐ 91° ☐ 92° ☐ 93° ☐ 94° ☐ 95° ☐ 96° ☐ 97° ☐ 98° ☐ 99° ☐ 100° ☐ 101°NCO

CENTER OF GRAVITY H Measure from front of back post at the seat tube to the center of the rear axle. If no center of gravity is selected, chair will ship with the center of gravity in the rearward-most position.

- TCOG1 ☐ 1" ☐ 1.25" ☐ 1.5" ☐ 1.75" ☐ 2" ☐ 2.25" ☐ 2.5" ☐ 2.75" ☐ 3" ☐ 3.25"
☐ 3.5" ☐ 3.75" ☐ 4" ☐ 4.25" ☐ 4.5" ☐ 4.75" ☐ 5"STD

REAR WHEEL SPACING J/PLUGS Measure from outside of seat back post to inside of rear tire. ZRA 0.75" Rear Wheel Spacing not available with 0° or 2° Camber K. Ergonomic Seat selection may limit available center of gravity.

- ZRWS1 ☐ .75" ☐ 1" ☐ 1.25"STD
- ZCBR12 ☐ Adjustable Rear Wheel Spacing Camber Plugs.....STD
- ZCBR9 ☐ Additional Spacers to Increase Rear Wheel Spacing.....NCO
- ZCBR11 ☐ Zero Play Aluminum Camber Plugs (Not available with Power Adaptable Frame or more than 6° of Camber K.).....NCO

SEAT UPHOLSTERY

- ZSUP1 ☐ Tension Adjustable Bolt On (Not available with Ergonomic Seat or Tapered Seat T. Black only.).....STD
- ZSUP2 ☐ Tension Adjustable by Straps (Standard with Ergonomic Seat and Front Seat Width (Seat Taper) T of 1", 2" or 3". Black upholstery only.).....\$201
- ZSUP8 ☐ Aluminum Solid Seat (Not available with 10" or 11" Rear Seat Width A.....\$309 E2231
- ZSUP0 ☐ Omit Seat.....NCO
- ☐ Custom iSleeve CMD 018. Please provide sleeve width and depth (in inches) in the Notes section at the end of this order form (add 1" to device depth and ¼" to width). Some limitations may apply.

SEAT CUSHION (Want more seating options? [Click here](#) to view the new TiLite Seating Order Form.)

- ZCSH2 ☐ Comfort Curve Cushion (Stretch-Air cover).....\$122 E2601
- ZCSH23 ☐ Comfort Acta-Embrace™ Comfort-Tek Zero Elevation Cushion.....\$428 E2607
- ZCSH11 ☐ ROHO® Single Compartment (Fits seat widths 14" to 19") Profile: ☐ Low ☐ Mid ☐ High.....\$534 E2622
- XCSH14 ☐ ROHO® QUADTRO SELECT® Cushion (Fits seat widths 14" to 19") Profile: ☐ Low ☐ Mid ☐ High.....\$534 E2624
- ZCSH16 ☐ ROHO® Hybrid Select (Fits seat widths 14" to 18", and 20").....\$571 E2624
- ZCSH17 ☐ Vicair Vector 02 with Comfair Cover (Fits seat widths A 14" to 19". Non-stock upcharges may apply.).....\$515 E2624

CAMBER K/CAMBER TUBES

- TCBR1 ☐ 0° ☐ 2° ☐ 4° ☐ 6° (8° of Camber K may be available through our Creative Mobility Division.).....STD
- TCBR15 ☐ Aluminum Camber Tube.....STD
- TCBR3 ☐ Titanium Camber Tube (Not available with Power Adaptable Frame.).....\$217

CUSTOM CONFIGURATION OPTIONS

FRONT WHEELS

- TFW24 ☐ 3"x1.4" LiteSpeed-7 Billet Aluminum Wheel w/Soft Roll Tire ☐ Silver Hub OR ☐ Black Hub.....\$206
- TFW14 ☐ 4"x.75" Plastic Wheel w/Poly Tire (Not available with Slipstream Fork or Power Adaptable Frame.).....NCO
- TFW3 ☐ 4"x.75" Light-Up Micro-Caster (Not available with Slipstream Fork or Power Adaptable Frame.).....\$88
- TFW26 ☐ 4"x1.4" LiteSpeed-7 Plastic Wheel w/Soft Roll Tire (Not available with Power Assist, Power Add-on System or Heavy Duty Frame.).....\$112
- TFW27 ☐ 4"x1.4" LiteSpeed-7 Billet Aluminum Wheel w/Soft Roll Tire ☐ Silver Hub OR ☐ Black Hub.....\$217
- TFW6 ☐ 5"x1" Plastic Wheel w/Poly Tire (Not available with 90° Front Angle L, Slipstream Fork or Power Adaptable Frame.).....NCO
- TFW28 ☐ 5"x1.4" LiteSpeed-7 Plastic Wheel w/Soft Roll Tire (Not available with 90° Front Angle L or Power Adaptable Frame.).....\$103
- TFW30 ☐ 5"x1.4" LiteSpeed-7 Billet Aluminum Wheel w/Soft Roll Tire ☐ Silver Hub OR ☐ Black Hub (Not available with 90° Front Angle L).....\$233
- TFW9 ☐ 6"x1" Plastic Wheel w/Poly Tire (Not available with 85° or 90° Front Angle L, Slipstream Fork or Power Adaptable Frame.).....NCO
- TFW32 ☐ 6"x1.4" LiteSpeed-7 Plastic Wheel w/Soft Roll Tire (Not available with 85° or 90° Front Angle L, Slipstream Fork or Power Adaptable Frame.).....\$119
- TFW33 ☐ 6"x1.4" LiteSpeed-7 Billet Aluminum Wheel w/Soft Roll Tire ☐ Silver Hub OR ☐ Black Hub (Not available with 85° or 90° Front Angle L or Slipstream Fork.).....\$244

PRECISION LOCK FRONT FORKS

- TFK1 ☐ TiLite Standard Fork.....STD
- TFK2 ☐ TiLite Slipstream Single-Sided Fork (Not available with Power Adaptable Frame.).....\$185
- TGL1 ☐ Glide™ Suspension Fork (Black anodize only.).....\$526 E1015
- Rider's Weight: ☐ 125 lbs. ☐ 125-180 lbs. ☐ 180-265 lbs.
- TTFS1 ☐ Titanium Fork Stem.....\$66

TiLite Aero T Order Form

Effective Jun 2025 (New Items in Red)

DUAL-TUBE RIGID FRAME

Page 6 of 8

STANDARD REAR WHEELS (See Rear Seat Height Ranges Chart for Rear Seat Height Limitations.)

TRW14	TiLite SHADOW™.....	STD
	<input type="checkbox"/> 20"(451)	
	<input type="checkbox"/> 22"(501)	
	<input type="checkbox"/> 24"(540)	
	<input type="checkbox"/> 25"(559) (Requires 15" minimum Seat Depth B.)	
	<input type="checkbox"/> 26"(590) (Requires 15" minimum Seat Depth B.)	

PERFORMANCE REAR WHEELS (See Rear Seat Height Ranges Chart for Rear Seat Height Limitations.)

TRW7	Spinergy SPOX <input type="checkbox"/> Black <input type="checkbox"/> Red <input type="checkbox"/> Blue <input type="checkbox"/> White <input type="checkbox"/> Orange <input type="checkbox"/> Pink <input type="checkbox"/> Purple <input type="checkbox"/> Green (Orange, Pink, Purple and Green only available in 20" size.).....	\$915
	<input type="checkbox"/> 20"(451) - Std. Hub	
	<input type="checkbox"/> 22"(501) - Std. Hub	
	<input type="checkbox"/> 24"(540) - Std. Hub	
	<input type="checkbox"/> 25"(559) - Std. Hub (Requires 15" minimum Seat Depth B.)	
	<input type="checkbox"/> 26"(590) - Std. Hub (Requires 15" minimum Seat Depth B.)	
TRW8	Spinergy LX <input type="checkbox"/> Black <input type="checkbox"/> Red <input type="checkbox"/> Blue <input type="checkbox"/> White <input type="checkbox"/> Bright Orange <input type="checkbox"/> Flamingo Pink <input type="checkbox"/> Purple <input type="checkbox"/> Green.....	\$1,148
	<input type="checkbox"/> 22"(501) - Std. Hub	
	<input type="checkbox"/> 24"(540) - Std. Hub	
	<input type="checkbox"/> 25"(559) - Std. Hub (Requires 15" minimum Seat Depth B.)	
	<input type="checkbox"/> 26"(590) - Std. Hub (Requires 15" minimum Seat Depth B.)	
TRW9	Spinergy Design Lab LX Wheels (Available with black spokes only.)	
	<input type="checkbox"/> Gold Anodize <input type="checkbox"/> Green Anodize <input type="checkbox"/> Blue Anodize <input type="checkbox"/> Red Anodize <input type="checkbox"/> Purple Anodize <input type="checkbox"/> Orange Anodize.....	\$1,364
	<input type="checkbox"/> 22"(501) - Std. Hub	
	<input type="checkbox"/> 24"(540) - Std. Hub	
	<input type="checkbox"/> 25"(559) - Std. Hub (Requires 15" minimum Seat Depth B.)	
	<input type="checkbox"/> 26"(590) - Std. Hub (Requires 15" minimum Seat Depth B.)	
TRW16	Spinergy® Carbon Blade with 2x2 Twill Weave (Not available with Heavy Duty Frame.).....	\$1,602
	<input type="checkbox"/> 24"(540)	
	<input type="checkbox"/> 25"(559) (Requires 15" minimum Seat Depth B.)	
TRW17	X-Core Mag (Not available with Heavy Duty Frame, Short Tabs, Quad Release Axles, Spoke Guards or Omit Handrims Option. Requires Aluminum Silver Anodized Handrims.).....	\$66
	<input type="checkbox"/> 20"(451)	
	<input type="checkbox"/> 22"(501)	
	<input type="checkbox"/> 24"(540)	

AXLES

TAXL1	<input type="checkbox"/> Stainless Quick Release.....	STD
TAXL2	<input type="checkbox"/> Titanium Quick Release.....	\$277
TAXL3	<input type="checkbox"/> Quad Release (Not available with Mag or 26"(590) Spinergy Spox or LX Rear Wheels.).....	\$169

PNEUMATIC REAR TIRES

TRTR1	<input type="checkbox"/> Treaded 22"(501), 24"(540), and 26"(590).....	STD
TRTR2	<input type="checkbox"/> Airless Inserts (Not available with Spinergy Carbon Blade Rear Wheels.).....	\$98
TRTR31	<input type="checkbox"/> MBL SpeedLite 20"(451), 22"(501), 24"(540), 25"(559) and 26"(590).....	STD
TRTR30	<input type="checkbox"/> 24"(540), 25"(559) and 26"(590) Primo Sentinel.....	\$136
TRTR8	<input type="checkbox"/> 24"(540), 25"(559) and 26"(590) Schwalbe® Marathon Plus Evolution.....	\$152
TRTR32	<input type="checkbox"/> 24"(540) Primo C-763 Knobby.....	\$104

E2213

SOLID REAR TIRES (Not available with Spinergy Carbon Blade Rear Wheels.)

TRTR22	<input type="checkbox"/> 20"(451), 22"(501), 24"(540) and 25"(559) Primo Orion.....	\$120
TRTR23	<input type="checkbox"/> 24"(540) and 25"(559) Primo Active.....	\$147

HANDRIMS

TRIM1	<input type="checkbox"/> Aluminum – Silver Anodized.....	STD
TRIM21	<input type="checkbox"/> Aluminum – Black Anodized.....	NCO
TRIM12	<input type="checkbox"/> Titanium – Satin Finish (Not available with 20"(451) or 22"(501) Rear Wheels, or 24"(540) Knobby tires.).....	\$509
TRIM10	<input type="checkbox"/> The Surge (All-In-One Oval with Gription™ Strip, Larger Profile) (Not available with 20"(451) Rear Wheels.).....	\$433
TRIM11	<input type="checkbox"/> The Surge LT (All-In-One Oval with Gription™ Strip, Smaller Profile) (Not available with 20"(451) Rear Wheels.).....	\$466
TRIM20	<input type="checkbox"/> Q-Grip (Exclusive High-Friction, Anti-Slip Coating) (Not available with 20"(451) Rear Wheels.).....	\$358

The Natural-Fit® (Original, Larger Profile) (Not available with 20"(451) Rear Wheels.)

TRIM14	<input type="checkbox"/> Standard Grip (Not available with Short Tabs or Spinergy Carbon Blade Rear Wheels.).....	\$428
TRIM15	<input type="checkbox"/> Super Grip (Not available with Short Tabs or Spinergy Carbon Blade Rear Wheels.).....	\$466
TRIM16	<input type="checkbox"/> Without Thumb Grip.....	\$390

The Natural-Fit® LT (Reduced Weight, Smaller Profile) (Not available with 20"(451) Rear Wheels.)

TRIM17	<input type="checkbox"/> Standard Grip (Not available with Short Tabs or Spinergy Carbon Blade Rear Wheels.).....	\$440
TRIM18	<input type="checkbox"/> Super Grip (Not available with Short Tabs or Spinergy Carbon Blade Rear Wheels.).....	\$514
TRIM19	<input type="checkbox"/> Without Thumb Grip.....	\$423

TiLite Aero T Order Form

Effective Jun 2025 (New Items in Red)

DUAL-TUBE RIGID FRAME

Page 7 of 8

Additional Handrim Options

TRIM5	<input type="checkbox"/> Plastic Coated – Black.....	\$174	
TRIM22	<input type="checkbox"/> Omit Handrims.....	NCO	

Tab Length

TRIM7	<input type="checkbox"/> Long Tabs.....	STD	
TRIM8	<input type="checkbox"/> Short Tabs (Not available with Mag Rear Wheels or The Natural-Fit® Handrims with Thumb Grip.).....	\$28	

WHEEL LOCKS

TWLK7	<input type="checkbox"/> Compact Composite Push to Lock (Available with .75" to 1.5" Rear Wheel Spacing) only.).....	NCO	
TWLK8	<input type="checkbox"/> Compact Composite Pull to Lock (Available with .75" to 1.5" Rear Wheel Spacing) only.).....	NCO	
TWLK10	<input type="checkbox"/> Extension Handles for Compact Composite Push/Pull to Lock.....	\$93	E0961

Additional Wheel Locks

TWLK11	<input type="checkbox"/> MBL Composite Scissor Lock.....	\$158	
TWLK3	Uni-Lock Set At: <input type="checkbox"/> Push OR <input type="checkbox"/> Pull.....	\$179	
TWLK4	<input type="checkbox"/> Extension Handles for Uni-Lock.....	\$93	E0961
TWLK15	<input type="checkbox"/> Grade Aids Push to Lock (Not available with solid rear tires).....	\$190	E0974

CUSTOM CONFIGURATION OPTIONS

SIDE GUARDS

Aluminum

TSDG2	<input type="checkbox"/> Rigid Removable	<input type="checkbox"/> Small OR <input type="checkbox"/> Std.....	\$217	
TSDG3	<input type="checkbox"/> Quad Removable w/Hole	<input type="checkbox"/> Small OR <input type="checkbox"/> Std.....	\$233	
TSDG4	<input type="checkbox"/> Fold Down Rigid	<input type="checkbox"/> Small OR <input type="checkbox"/> Std (Not available with Ergonomic Seat.).....	\$363	
TSDG6	<input type="checkbox"/> Fendered Adjustable (Available with 24" and 25" Rear Wheels. Requires Rear Seat Height D of 14.5" to 18.5").	\$363	

2x2 Twill Weave Carbon Fiber

TSDG7	<input type="checkbox"/> Rigid Removable	<input type="checkbox"/> Small OR <input type="checkbox"/> Std.....	\$336	
TSDG8	<input type="checkbox"/> Quad Removable w/Hole	<input type="checkbox"/> Small OR <input type="checkbox"/> Std.....	\$347	
TSDG9	<input type="checkbox"/> Fold Down Rigid	<input type="checkbox"/> Small OR <input type="checkbox"/> Std (Not available with Ergonomic Seat or Carbon Edition.).....	\$499	
TSDG12	<input type="checkbox"/> Fendered Removable.....		\$493	

Available on Aluminum and Carbon Fiber Non-Fendered Side Guards

TSDG13	<input type="checkbox"/> Side Guards Custom Cut to Profile of Rear Wheels.....	\$342	
--------	--	-------	--

- ☐ **Custom Offset Profiled Sideguards (Removable or Fold-Down) CMD 007.** Please specify desired offset to nearest $\pm\frac{1}{2}$ " (e.g., ± 0.50 ") and sideguard type (rigid or fold-down) in the Notes section of the order form. Sideguard material must be selected. Some limitations may apply.

ARMRESTS (Desk Arms come with built-in Side Guards.)

TARM1	Swing Away Tubular <input type="checkbox"/> 6.5" to 9.5" OR <input type="checkbox"/> 9.5" to 12.5" (Not Available with Non-Folding, Fixed Height Titanium Seat Back or Height Adjustable Push Handles.).....	\$244	E0973
TARM4	<input type="checkbox"/> Swing Away - Flip Back Tubular 8.5" to 11.5" (Not Available with Non-Folding, Fixed Height Titanium Seat Back.).....	\$342	E0973
TARM2	Removable Height Adjustable Desk Arm with Rigid Side Guard (Requires 14" minimum Seat Depth B. Not available with Ergonomic Seat.).....	\$363	E0973
	<input type="checkbox"/> 9" to 12" OR <input type="checkbox"/> 12" to 15"		
TARM3	<input type="checkbox"/> Standard Length Pad (10") OR <input type="checkbox"/> Full Length Pad (14")		
	Removable Height Adjustable Desk Arm with Rigid Side Guard and Transfer Loop (Requires 15" minimum Seat Depth B. Not Available with Ergonomic Seat.).....	\$406	E0973
	<input type="checkbox"/> 9" to 12" OR <input type="checkbox"/> 12" to 15"		
	<input type="checkbox"/> Standard Length Pad (10") OR <input type="checkbox"/> Full Length Pad (14")		
	Available Armrest Option		
TARM5	<input type="checkbox"/> Covered in Black Ultrasuede (Not available with Desk Arms).....	\$120	

SEAT BELTS

TBLT1	<input type="checkbox"/> Velcro Adjustable, Black Nylon Webbing.....	\$61	E0978
TBLT2	<input type="checkbox"/> Bodypoint® 2" Push-Button Buckle (Auto-Style.).....	\$103	E0978
TBLT4	<input type="checkbox"/> Bodypoint® 1" Wide Push-Button Buckle Padded (Auto-Style.) (Not available with 19" or 20" Rear Seat Widths A.).....	\$196	E0978
TBLT5	<input type="checkbox"/> Bodypoint® 1.5" Wide Push-Button Buckle Padded (Auto-Style.) (Not available with 19" or 20" Rear Seat Widths A.).....	\$185	E0978
TBLT10	<input type="checkbox"/> Bodypoint® Optional Band Clamp Mounting Hardware.....	\$22	K0108
TBLT16	<input type="checkbox"/> Bodypoint® EvoFlex® Pelvic Stabilizer Push Button.....	\$201	E0978

CALF STRAP

TCLF2	Velcro Adjustable.....	\$44	K0038
	<input type="checkbox"/> Small (Recommended for 9" - 12" Footrest Widths.)		
	<input type="checkbox"/> Medium (Recommended for 11" - 15" Footrest Widths.)		
	<input type="checkbox"/> Large (Recommended for 14" - 17" Footrest Widths.)		
	<input type="checkbox"/> Xtra Large (Recommended for 16" - 19" Footrest Widths.)		

TiLite Aero T Order Form

Effective Jun 2025 (New Items in Red)

DUAL-TUBE RIGID FRAME

Page 8 of 8

TCLF3	Bodypoint® Padded Velcro Adjustable.....	\$109	K0038
	<input type="checkbox"/> Medium (Recommended for 11"- 15" Footrest Widths.)		
	<input type="checkbox"/> Large (Recommended for 16"- 19" Footrest Widths.)		
TCLF1	<input type="checkbox"/> Buckle Adjustable, Black Nylon Webbing.....	\$34	K0038

RESIDUAL LIMB SUPPORT

TRSL1	<input type="checkbox"/> Residual Limb Support <input type="checkbox"/> Left OR <input type="checkbox"/> Right (8" width x 10" length).....	\$428	E1020
TRSL2	<input type="checkbox"/> Residual Limb Support Pair (8" width x 10" length).....	\$855	E1020

BACKPACK

TBCK3	<input type="checkbox"/> Permobil Medical Necessities Backpack.....	\$103	
-------	---	-------	--

SEAT POUCH

TPCH3	<input type="checkbox"/> Permobil Medical Necessities Seat Pouch.....	\$66	
TPCH4	<input type="checkbox"/> Bodypoint® Mobility Bag.....	\$109	

SPOKE GUARDS

TRGD1	<input type="checkbox"/> Clear (Not available with Mag Rear Wheels.).....	\$147	K0065
-------	---	-------	-------

ANTI-TIPS

TTIP1	<input type="checkbox"/> Rear Aluminum - Black.....	\$174	E0971
TTIP2	<input type="checkbox"/> User Friendly Flip-up.....	\$363	E0971

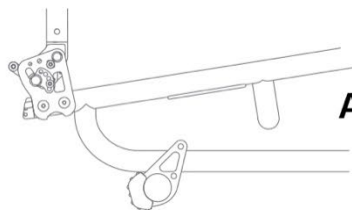
ACCESSORIES

TUEST1	Upper Extremity Support Tray <input type="checkbox"/> 12" to 14" OR <input type="checkbox"/> 13" to 15" Seat Widths A (Requires Armrests.).....	\$315	E0950
TLUG1	<input type="checkbox"/> Luggage Carriers.....	\$158	
TMPCT2	Neoprene Impact Guards with Ultrasuede Stripe <input type="checkbox"/> Black.....	\$115	
TCH1	<input type="checkbox"/> Crutch Holder.....	\$244	E2207
TAFP1	4" Logo Patch <input type="checkbox"/> Army <input type="checkbox"/> Navy <input type="checkbox"/> Air Force <input type="checkbox"/> Marines.....	\$115	

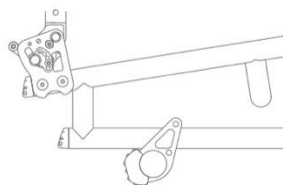
FRAME NOTES

The rear frame for a TR will be square when the Center of Gravity H measurement is less than 3.5". Aero T and TRA will always be a Rounded Rear Frame.

GENERAL



A. Round rear frame



B. Square rear frame

More options and frame modifications may be available through our Creative Mobility Division! Please contact customer service for details or [click here](#) to view options.

Permobil manufactures TiLite manual wheelchairs in a wide variety of configurations to meet the varied needs of wheelchair users. The final selection of a particular model, its options and accessories, and its measurements rests solely with the wheelchair user and advising healthcare professional. These wheelchairs must be fitted by a qualified healthcare professional. HCPCS Codes are for reference purposes only. Actual coding and coverage varies by payer. Proper HCPCS coding is not a guarantee of payment. Please verify the appropriate payer's coverage policy.

Get the latest order forms at permobilus.com. Prices, standard features, options and accessories are subject to change without notice. All rights reserved. Trademarks are identified by symbols™ and ®. TiLite, TiFit, the TiLite logo, Ti, the Ti logo, and TiShaft are registered trademarks of TiSport, LLC and are licensed to Permobil. Permobil® is a registered trademark of Permobil. Adobe®, Acrobat®, Acrobat Professional® and Reader® are registered trademarks of Adobe Systems Inc. Bodypoint® is a registered trademark of Bodypoint Inc. Kenda® is a registered trademark of Kenda Rubber Industrial Co. Ltd. ROHO®, AGILITY®, Low Profile® and Quadro Select® are registered trademarks of ROHO Inc. Schwalbe® is a registered trademark of Ralf Bohle GmbH. The Natural-Fit® and Out-Front® are registered trademarks of Three Rivers Holdings, LLC. The ACTA-BACK®, ACTA-EMBRACE™, COMFORT-TEK™, COMPASS®, CURVE®, ELEMENTS®, and STRETCH AIR™ are registered trademarks of THE COMFORT COMPANY® and are licensed to Permobil. Q'Straint® is a registered trademark of Q'Straint Inc.

NOTES

QUOTE THIS CHAIR

If you are using Adobe Acrobat, this order form may be converted into a quote request or into an order by clicking one of the buttons (this feature is available exclusively to Permobil dealers and distributors). A Quote or an Order Confirmation will be sent to you within 24 hours.

ORDER THIS CHAIR