



ORDER FORM

To see QUICKIE Power Options or Accessories, scan here or visit:
<https://www.sunrisemedical.com/power-wheelchair-options-accessories>



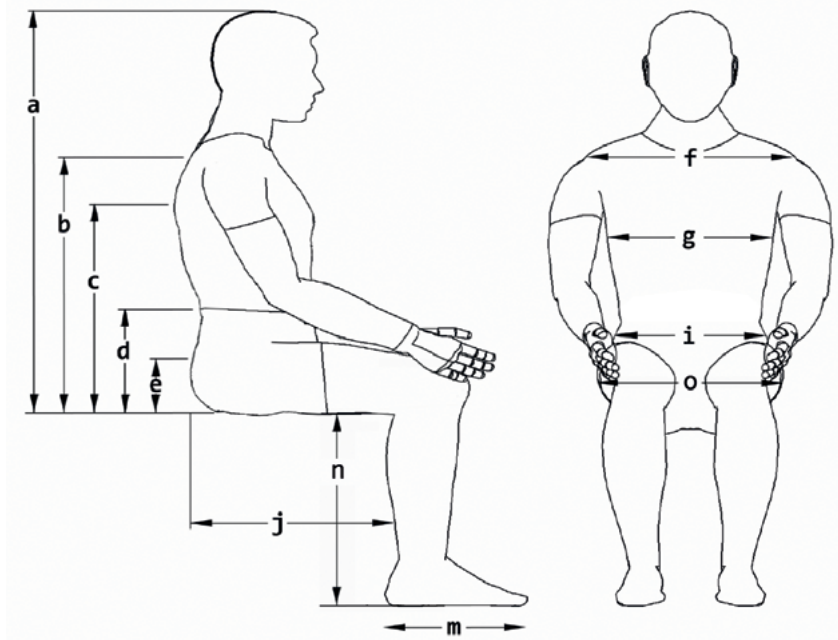
Q500M with Captain's Seat

EIPW30

Customer		Ship To	
Account #		Name	
Date		Address	
PO#		City	
Buyer		State	Zip
Mark For		Phone	

Client Measurements

a) Top of head to seat	in
b) Top of shoulder to seat	in
c) Underarm to seat	in
d) Elbow to seat	in
e) Top of leg to seat	in
f) Shoulder width	in
g) Chest width	in
i) Hip width	in
j) Actual sitting depth	in
m) Foot length	in
n) Knee to foot	in
o) Seat width	in



Notes

Chair Specifications

HCPC	K0848 / K0849 / K0856 / K0857
Weights starting at: (with Batteries)	NCC: 277 lbs SCC: 301 lbs
Power Seating	50° CG Tilt / 12" seat elevator
Seat Type	Captain's Seat w/ 25° Adjustable Recline
Seat Size Range	Width 16" to 20" Depth 16" to 22"
Seat-to-Floor Height Range	17" to 19"

Mid-Wheel Drive Base Specifications

Drive Wheel Position	Mid-wheel drive
User Weight Capacity	300 lbs.
Base Size	Width 24", Length 33"
Minimum Turning Radius	18.5" (excludes footplates)
Drive Control	R-net PM 90A / VR-2 90A
Driving Range	Up to 12 miles
Drive Motors	4-pole 6 mph / 10 kph
Drive Wheels	13" w/flat-free inserts (black)
Casters	7" front / 7" rear (black)
Charger	8A Dual Mode (Compact)
Battery Size	Group 34 / Group 22
Color	8 shroud colors and 7 color accents
Ground Clearance	3"

BASE			
OPTION	HCPC	DESCRIPTION	RETAIL
Group 3 Standard Duty Mid Wheel Drive Base <i>End Item Number EIPW30 (Captain's Seat)</i>			\$
300PC218	K0849	Quickie Q500 M NCC No Power Captain Seat and Back Included in Base Pricing : Q500 M Base, VR-2 90amp Electronics for No Power Seat Functions, 6-wheel Suspension System, 13" Drive Wheels with Dual Density Inserts, 7" Flat Free Casters, ISO Occupied Tie-Down Brackets and 8amp Charger. Max Speed = 6mph, Weight Capacity = 300lbs., STFH = 17".	\$8,374.00
300PC219	K0857	Quickie Q500 M SCC Single Power Option Captains Seat and Back Included in Base Pricing : Q500 M Base, VR-2 90amp Electronics for No Power Seat Functions, 6-wheel Suspension System, 13" Drive Wheels with Dual Density Inserts, 7" Flat Free Casters, ISO Occupied Tie-Down Brackets and 8amp Charger. Max Speed = 6mph, Weight Capacity = 300lbs., STFH = 17".	\$8,374.00
300PC220	K0848	Quickie Q500 M NCC No Power Captains Seat Back and Solid Seat Included in Base Pricing : Q500 M Base, VR-2 90amp Electronics for No Power Seat Functions, 6-wheel Suspension System, 13" Drive Wheels with Dual Density Inserts, 7" Flat Free Casters, ISO Occupied Tie-Down Brackets and 8amp Charger. Max Speed = 6mph, Weight Capacity = 300lbs., STFH = 17".	\$8,374.00
300PC221	K0856	Quickie Q500 M SCC Single Power Option Captains Seat Back and Solid Seat Included in Base Pricing : Q500 M Base, VR-2 90amp Electronics for No Power Seat Functions, 6-wheel Suspension System, 13" Drive Wheels with Dual Density Inserts, 7" Flat Free Casters, ISO Occupied Tie-Down Brackets and 8amp Charger. Max Speed = 6mph, Weight Capacity = 300lbs., STFH = 17".	\$8,374.00
User Weight			\$
300WG23	–	Up to 300 lbs.	NC
Motor Package			\$
300PF99	–	4-pole 10 kph / 6 mph <i>(Standard for Group 3 K0848, K0849, K0856, K0857)</i>	NC
Drive Wheels  P. 10			\$
300DW69	–	Drive Wheel, 13", Dual Density, Knobby, Black	NC
Caster Wheels  P. 10			\$
300CW59	–	Caster Wheels 7", Solid, Black	NC
Shroud Color			\$
300C119	–	Matte Black	NC
300C165	–	Candy Apple Red	NC
300C166	–	Candy Blue	NC
300C167	–	Candy Purple	NC
300C176	–	Green Apple	NC
300C178	–	Pearl Pink	NC
300C182	–	Silver	NC
300C170	–	American Flag	\$590.00

BASE						
OPTION	HCPC	DESCRIPTION				RETAIL
Color Accents						\$
<i>Note: Accent colors and shroud colors may not match.</i>						
300EZ20	–	Apple Green				NC
300EZ22	–	Black				NC
300EZ21	–	Blue				NC
300EZ23	–	Orange				NC
300EZ24	–	Red				NC
300EZ25	–	Silver				NC
300EZ19	–	White				NC
ISO Transit Tie Downs						\$
300T050	–	ISO Transit Package				NC
LED Lights  P. 10						\$
300LI04	–	LED Lights and Indicators				\$1,373.00
300LI08	–	LED Fender Lights <i>(Single Switch Activation)</i>				\$555.00
300LI02	–	Omit LED Lights				NC
Seat Heights						\$
		Seat Height	Power Seating with Tilt	Power Seating with Elevate	No Power Seating	
300HT55	–	17"	N/A	N/A	Group 34	NC
300HT104	–	17.5"	N/A	N/A	Group 34	NC
300HT56	–	18"	Group 34	N/A	Group 34	NC
300HT105	–	18.5"	Group 34	Group 34	Group 34	NC
300HT57	–	19"	Group 34	Group 34	Group 34	NC
Batteries and Chargers  P. 10						\$
Group 34 Battery Options						
300AG27	E2359	GP34 Flat Top Pair w/Straps MK Gel				\$1,075.00
300AG29	E2359	GP34 Flat Top Pair w/Straps Brightway AGM				\$812.00
Group 22 Battery						
300AG31	E2361	GP22 Flat Top Pair w/Straps				\$601.00
Omit Batteries						
300AG24	–	Battery Harnesses Only <i>(Omit Batteries)</i>				NC
Chargers						
300BJ30	–	10A Dual Mode (Compact)				\$108.00
300BJ19	–	8A Dual Mode (Compact)				NC

SEATING

OPTION	HCPC	DESCRIPTION	RETAIL
--------	------	-------------	--------

Power Seating Options  P. 10 \$
Seat Elevator

300PI07	E2300	Seat Elevator, Powered, 300 mm / 12"	\$3,717.00
---------	-------	--------------------------------------	------------

Seat Tilt

300PA48	E1002	Posterior 50° Tilt	\$8,292.00
---------	-------	--------------------	------------

Pre Set Seat Frame Angle (No Power Seating Options, Increases Seat to Floor Height) \$

300FA10	–	0° (Adds 0" to STFH)	NC
300FA3	–	3° (Adds 1" to STFH)	NC

Backrest Frame Type \$

300BF08	–	Captain Seat Frame (Includes Back Cushion)	NC
---------	---	--	----

Seat Cushion Type \$

300ST77	–	Captain's Cushion (See Section A)	NC
300ST80	–	JAY® (See Section B)	NC
300ST75	–	Omit	NC

A - Seat Size \$

Seat Pan Width			Available Depths	
300R53	–	16"	16" to 18"	NC
300R55	–	18"	16" to 20"	NC
300R57	–	20"	18" to 22"	NC

Seat Pan Depth (Front of Seat Pan to Back Structure. Back Cushions Can Cause 2" Loss of Effective Depth)

300RF51	–	16"	NC
300RF45	–	17"	NC
300RF46	–	18"	NC
300RF47	–	19"	NC
300RF48	–	20"	NC
300RF49	–	21"	NC
300RF50	–	22"	NC



SEATING

OPTION	HCPC	DESCRIPTION	RETAIL
--------	------	-------------	--------

B - JAY® Seat Cushion  P. 10 \$

300CU59	E2607	JAY® Ion® (Sizes 16" - 20" Wide)	\$451.00
300CU61	E2607	JAY® Union® (Sizes 16" - 20" Wide)	\$510.00
300CU64	E2622	JAY® Fusion® (Sizes 16" - 20" Wide)	\$504.00
300CU104	E2622	JAY® Fusion® with Cryo™ Technology (Sizes 16" - 20" Wide)	\$618.00

POSITIONING SUPPORTS & ACCESSORIES

OPTION	HCPC	DESCRIPTION	RETAIL
Armrest Structure			\$
300EG37	–	Flip Back <i>(Includes Waterfall Arm Pads) (Height Adjustable 11" to 14")</i>	NC
Fixed Centermount Legrest			\$
300H183	–	SEDEO Fixed Centermount Legrest <i>(3" to 17.5" Leg Length)</i>	\$286.00
300H184	–	Fixed Centermount Legrest, Short <i>(Includes Calf Pads and Single Footplate) (11.5" to 14.5" Leg Length)</i>	NC
300H185	–	Fixed Centermount Legrest, Long <i>(Includes Calf Pads and Single Footplate) (13.5" to 18.5" Leg Length)</i>	NC
Power Centermount Legrest  P. 10			\$
300H175	E1012	Power Centermount Legrest, 90° - 0° Angle, 7.5" Extension <i>(Mechanical Articulation) (5" to 17.5" Leg Length)</i>	\$2,653.00
300H109	E1012	Power Centermount Legrest, 90° - 0° Angle, 7.5" Extension <i>(Powered Articulation) (3" to 17.5" Leg Length)</i>	\$3,717.00
Centermount Legrest Accessories			\$
Footplates			
300F127	K0040	Dual, Height, Width and Angle Adjustable, Standard (14"W x 10"D)	\$193.00
300F128	K0040	Dual, Height, Width and Angle Adjustable, Large (16"W x 12"D)	\$193.00
Calf Pad Options			
300DI34	–	Calf Pads, Pair, Standard Integral Foam	NC
300DI35	–	Calf Pads, Pair, Padded <i>(N/A w/ Std footplate)</i>	\$400.00
Pelvic Positioning Belts  P. 10			
300A837	–	Positioning Belt, Auto Style Buckle, 50 mm 1600 mm / 2"	NC
300A839	–	Positioning Belt, Aircraft Buckle, 50 mm x 1300 mm / 2"	NC
300A840	E0978	Positioning Belt, Aircraft Buckle, Padded 50 mm x 1300 mm / 2"	\$86.00
300A845	K0108	Bodypoint – Evoflex Pelvic Stabilizer Belt	\$199.00
300A846	K0108	Bodypoint – Evoflex Pelvic Stabilizer Belt with Extension	\$220.00
Accessories			\$
O2 Tank Option			
300A718	E2208	O2 Tank Holder Mounted to Backrest <i>(D and E Styles)</i>	\$372.00
Captain's Accessories			
300A608	E2207	Cane / Crutch Holder	\$297.00
300A610	K0108	Walker Holder	\$297.00
Misc. Accessories			
3008A52	–	Ram Mount Phone	\$98.00
3008A53	–	Ram Mount Tablet	\$400.00
3008A54	–	Ram Mount Cup Holder	\$98.00
3009A10	–	Utility Hooks	\$59.00
Medial Thigh Support			
3008A80	E0957	Medial Thigh Support	\$193.00
3008A81	E1028	Pommel Swing-Away Hardware	\$286.00

JOYSTICK / ELECTRONICS

OPTION	HCPC	DESCRIPTION	RETAIL
VR-2 Joystick			\$
300J127	–	VR-2 Joystick	NC
R-net Joystick (Remote)  P. 11			\$
300J121	–	Standard LED Joystick (w/o Screen Display)	NC
300J116	–	Color Joystick (2.3" Color LCD Screen Display, CJSM1)	NC
300J118	–	High Resolution Color Joystick, (CJSM2+BT) 3.5" Color LCD Display, Paddle Switches, Programmable Shortcut Keys, ICONs, Stereo Jack, IR and dual (IOS/Android) Bluetooth control	\$1,206.00
300J119	–	Omit Remote Control	NC
Joystick Mounting			\$
300JM34	–	Fixed on Armrest	NC
300JM35	E1028	Parallel Swing-Away	\$338.00
300JM36	E1028	Link-It Mid Line Mount on Armrest (Swing-Away)	\$972.00
Joystick Mount (Location)			\$
300HM16	–	Right Hand Armrest	NC
300HM17	–	Left Hand Armrest	NC
Display Language Selection R-net			\$
300L1	–	English	NC
300L3	–	French	NC
300L7	–	Spanish	NC
Joystick Handle (Optional)  P. 11			\$
300JH13	E2323	Ball Handle	\$144.00
300JH15	E2323	T-Handle	\$144.00
300JH24	E2323	Bodypoint – Rubber Dome Joystick Handle	\$187.00
300JH25	E2323	Bodypoint – U-Shaped Joystick Handle (4 in)	\$187.00
300JH26	E2323	Bodypoint – Grooved Mushroom Joystick Handle	\$187.00
Electronic Programmers  P. 11			\$
300PR10	–	R-net PC Programmer w/ Dongle	\$601.00
R-net Power Modules  P. 11			\$
300ER12	–	Power Module, VR-2 90A, Non-Expandable	NC
300ER22	–	Power Module, R-net, 90A, Non-Expandable (Only available with single power)	\$1,309.00
300ER13	–	Power Module, R-net, 90A, Expandable	\$1,309.00
300EX11	E2377	Expandable 90A Controller - R-net	\$692.00
300EX12	E2313	Harness for 90A Expandable Controller	\$617.00

JOYSTICK / ELECTRONICS

OPTION	HCPC	DESCRIPTION	RETAIL
--------	------	-------------	--------

Seating Control  P. 11

\$

Powered Seating Control

300E040	–	Omit Thru-Drive <i>(Requires Switch Control)</i>	NC
300E037	E2310	Thru-drive Control for 1 Actuator	\$2,196.00
300E038	E2311	Thru-drive Control for 2+ Actuators	\$3,975.00

Switch Control *(Available with Omit Thru-Drive only) (1 actuator for Tilt or Elevate only)*

300E033	–	Dual Toggle for 1 Actuator	NC
300E034	–	2.5" Single Button Switch for 1 Actuator <i>(Button switches are not mounted)</i>	NC
300E041	–	Ctrl+5 Switch Box for 2 Actuators or More	NC

Additional Power Seating Control *(Available with Thru-Drive only)*

300QG11	–	Ctrl+5 Switch Box with Free Assignable Functions	\$1,430.00
---------	---	--	------------

Dual Toggle Mounting Location

300TN1	–	Toggle Mount, Right	NC
300TN2	–	Toggle Mount, Left	NC

Ctrl+5 Mounting Location

300EY19	–	Right Armrest	NC
300EY20	–	Left Armrest	NC

Ctrl+5 Switch Type

300EY22	–	Push Buttons	NC
300EY23	K0108	Toggle Switches	\$343.00

R-net Programming

\$

Assignable Buttons

Assignable Button feature allows for personalization of joystick buttons and/or Ctrl+5 Switches allowing access to various wheelchair and seating functions. When enabled, chair will be pre-programmed with seating functions assigned to buttons on the joystick. Assignments can be changed via PC Dongle.

300PM12	–	Include Assignable Buttons	NC
---------	---	----------------------------	----

Power Centermount Footplate Extension Option

300IE03	K0108	Include 7.5" Powered Footplate Extension for Transfer Assist <i>(Electronics programmed to allow footplates to be extended with or without legrest being raised.) Only Available with Powered Articulation</i>	\$1,430.00
---------	-------	--	------------



Q500 M with Captain's Seat

\$

Base Price	
Total of additional equipment	
Packaging and transport	
Total Price	

Date

Signature

Month Day Year