




SIMPLIFIED WHEELCHAIR BY QUICKIE

The Quickie® QXi/QX™ is a durable, low-maintenance wheelchair frame that is perfect for the person looking for simplicity, longevity, and Quickie's most popular options at the right price with quick adjustments and multiple options.




QXi & QX



Quick and Intuitive Adjustments

Most adjustments can be made in less than one minute, using only one tool.

- Center of Gravity
- Seat to Floor Height
- Camber
- Axle Spacing



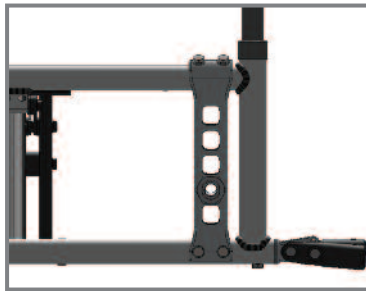
Simple Option Mix

- Options include the most frequently used armrests, wheels and tires
- New Swing-in/Swing-out Hangers with simple footrest adjustments and intuitive release levers
- Transit option



eDurable Frame Design

- Ultra lightweight and durable aluminum frame with a 265 lb. weight capacity
- Three arm cross brace sits inside frame for a more rigid ride



Quickie QX Frame Option

Love Quickie's style, but don't qualify for an ultra lightweight wheelchair? The QX may be the option for you. The simplified QX gives you the customization, options and frame colors of a Quickie wheelchair in a high strength, wheelchair package.

SPECIFICATIONS	Quickie QXi	Quickie QX
HCPCS Code	K0005	K0004
Frame Style	Folding – Traditional	Folding – Traditional
Transport Weight	17.6 lbs	16.8 lbs
Overall Weight	28.8 lbs	28.0
User Weight Capacity	265 lbs	265 lbs
Seat Width	14" to 20"	14" to 20"
Seat Depth	14" to 20"	14" to 20"
Back Angle Adjustment	-15° to 3°	-15° to 3°
Front Seat-to-Floor Height	12.5" to 19.5"	12.5" to 19.5"
Rear Seat-to-Floor Height	12" to 19"	12" to 19"
Hanger Angle	60°, 70°, 80° & Elevating	60°, 70°, 80° & Elevating
Warranty	Limited Lifetime	Limited Lifetime