

CARROLL CS SERIES™

CS5™

BED



Yes, you can.®



CS5 bed featured with Assist Rails, Kent Bed Ends and Invacare® Solace® Mattress

It's time to change your definition of value. The **Carroll CS Series™ CS5™ Bed** was developed for facilities requiring mobility at any height at a great value, and who appreciate the trademark Carroll CS Series Bed design elegance including the slat deck and tool-less assembly.

Invacare beds, mattresses and rails, excluding therapeutic support surfaces and bariatric beds, when used as a system and sold new and unused after August 1, 2007, meet the recommended FDA Guidelines for bed rail entrapment. Visit www.invacare.com/bedsafety for additional safety and entrapment information.

Features

Mobility at any Height – The CS5 bed is mobile in any position providing convenience for the caregiver.

Pure Vertical Rise – Raises straight up and down throughout the travel range, with zero horizontal movement of the casters minimizing potential damage to the wall or flooring.

Exclusive Slat Deck Design – Provides a comfortable sleep surface, allows for improved infection control and reduces wear and tear on the mattress.


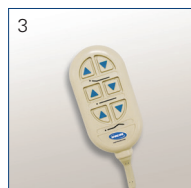


Ergonomic Hand Pendant – Water-resistant¹ and rugged hand pendant designed to fit comfortably in the resident’s hand.

Dual Pendant Connections – Pendant connects to either side of the bed, providing customized convenience for the resident. Pendant cord is attached to frame, and will not interfere with lifts or tables.

Tool-less Assembly – The CS5 bed features tool-less assembly, minimizing set-up time.

Customizable Options –

- One-touch floor lock
- 39" or 42" Wide Deck
- 4" Bed Extender (84" Length)
- Attendant Control Panel
- Steering Lock
- Hi-Lo Lockout
- On board bathing
- 4 rail styles



1. Tool-less Assembly
2. Mobility at any Height
3. Ergonomic Hand Pendant
4. Slat Deck Design

Invacare Corporation
www.invacare-cc.com

USA
One Invacare Way
Elyria, Ohio
44035-4190
(800) 668-2337

Canada
570 Matheson Blvd. E.,
Unit 8
Mississauga, Ontario
L4Z 4G4 Canada
(800) 668-5324

©2017
Invacare Corporation.
All rights reserved.
Trademarks are identified by the symbols™ and®.
All trademarks are owned by or licensed to Invacare Corporation unless otherwise noted.
Carroll CS Series and CS5 are trademarks of Carroll Healthcare. Specifications are subject to change without notification.
Form No. 12-634
Rev. 10/17
171054



Model #	Height Range	Sleep Surface	Weight Capacity*	Regulation Compliance	Limited Warranty
IHCS5	9" - 30" H	76" - 80" L 36", 39", 42" W	500 lb.	†Classified to: UL 60601-1 IEC 60601-2-38 CAN/CSA C22.2 No. 601.1	10 Years Frame 5 Years Mechanical 3 Years Electronics

NOTE: Whenever bed rails are used as part of any hospital or homecare bed system, the potential for bed rail entrapment exists. To reduce this risk, a patient must always be assessed regarding their risk of entrapment before any product is used. Routine patient monitoring is also required once a product is in use. To learn more about the risk of bed rail entrapment please visit the US FDA’s website at <http://www.fda.gov> and search for “Bed Rail Entrapment.”

* Maximum safe working load.

1. Pendant is water-resistant to IPX6 per IEC 60529.

†Testing conducted to select portions of UL/IEC Standards.

