



ORDER FORM

Print pages 1-22 to exclude pictures.

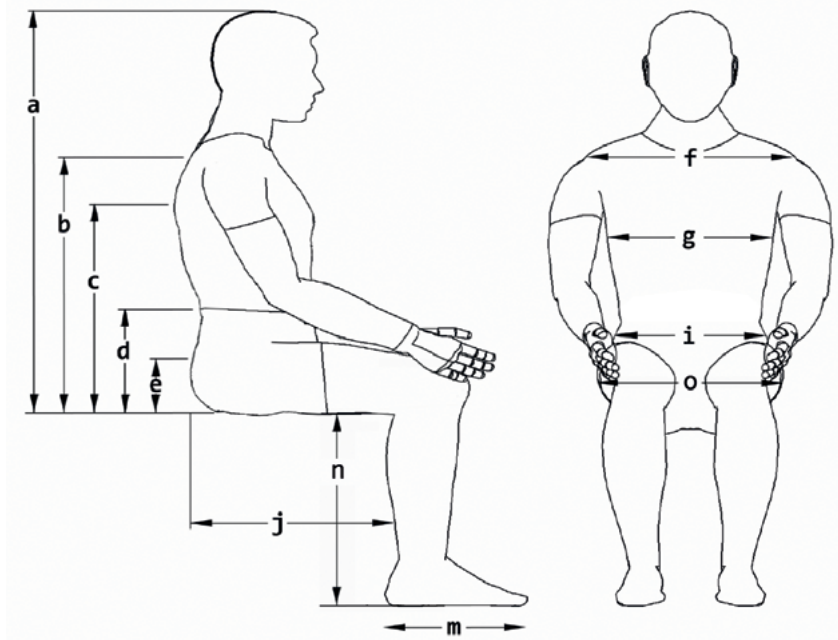
Q300M with SEDEO[®] PRO[™] and JAY[®] Syncra[™] Seating

EIPW40

Customer		Ship To	
Account #		Name	
Date		Address	
PO#		City	
Buyer		State	Zip
Mark For		Phone	

Client Measurements

a) Top of head to seat	in
b) Top of shoulder to seat	in
c) Underarm to seat	in
d) Elbow to seat	in
e) Top of leg to seat	in
f) Shoulder width	in
g) Chest width	in
i) Hip width	in
j) Actual sitting depth	in
m) Foot length	in
n) Knee to foot	in
o) Seat width	in




Notes

Chair Specifications

HCPC	K0848 / K0856 / K0861
Weights starting at: (with Batteries)	NPC: 287 lbs SPC: 312 lbs MPC: 322 lbs
Power Seating	50° of CG Tilt and Power Recline with 4" mechanical sheer reduction / 12" seat elevator
Seat Type	SEDEO® PRO™ / JAY® Syncra™
Seat Size Range	Width 16" to 22" Depth 14" to 22"
Seat-to-Floor Height Range	16.5" to 19"

Mid-Wheel Drive Base Specifications

Drive Wheel Position	Mid-wheel drive
User Weight Capacity	300 lbs.
Base Size	Width 20.5", Length 33"
Minimum Turning Radius	17" (excludes footplates)
Drive Control	R-net PM 90A / VR-2 90A
Driving Range	Up to 17 miles
Drive Motors	4-pole 6 mph / 10 kph
Drive Wheels	12" w/flat-free inserts (black) 14" w/flat-free inserts (black)
Casters	7" front / 7" rear (black)
Charger	8A Dual Mode (Compact)
Battery Size	50Ah Group 22
Color	9 shroud colors and 7 color accents
Ground Clearance	3"

BASE			
OPTION	HPCP	DESCRIPTION	RETAIL
Group 3 Standard Duty Mid Wheel Drive Base <i>End Item Number EIPW40 (PRO™ Seat)</i>			\$
400PC291	K0848	Quickie Q300 M NPC No Power Option for SEDEO® PRO™ Seat Included in Base Pricing : Q300 M Base, VR-2 90amp Electronics for No Power Seat Functions, Six-Wheel Suspension, 12" Drive Wheels with Dual Density Inserts, 7" Flat Free Casters, ISO Occupied Tie-Down Brackets and 8amp Charger. Max Speed = 6mph, Weight Capacity = 300lbs., STFH = 16.5".	\$8,182.00
400PC292	K0856	Quickie Q300 M SPC Single Power Option for SEDEO® PRO™ Seat Included in Base Pricing : Q300 M Base, VR-2 90amp Electronics for No Power Seat Functions, Six-Wheel Suspension, 12" Drive Wheels with Dual Density Inserts, 7" Flat Free Casters, ISO Occupied Tie-Down Brackets and 8amp Charger. Max Speed = 6mph, Weight Capacity = 300lbs., STFH = 16.5".	\$8,182.00
400PC293	K0861	Quickie Q300 M MPC Tilt/Recline for SEDEO® PRO™ Seat Included in Base Pricing: Q300 M Base, VR-2 90amp Electronics for No Power Seat Functions, Six-Wheel Suspension, 12" Drive Wheels with Dual Density Inserts, 7" Flat Free Casters, ISO Occupied Tie-Down Brackets and 8amp Charger. Max Speed = 6mph, Weight Capacity = 300lbs., STFH = 16.5".	\$8,182.00
User Weight			\$
400WG23	–	Up to 300 lbs.	NC
Motor Package			\$
400PF99	–	4-pole 10 kph / 6 mph	NC
Drive Wheels  P. 24			\$
400DW13	–	Drive Wheel, 12", Solid, Knobby, Black	NC
400DW58	–	Drive Wheel, 14", Solid, Knobby, Black	NC
Caster Wheels  P. 24			\$
400CW59	–	Caster Wheels 7", Solid, Black	NC
Shroud Color			\$
400C164	–	Black	NC
400C165	–	Candy Apple Red	NC
400C166	–	Candy Blue	NC
400C167	–	Candy Purple	NC
400C176	–	Green Apple	NC
400C178	–	Pearl Pink	NC
400C182	–	Silver	NC
400C125	–	White	NC
400C170	–	American Flag	\$576.00

BASE			
OPTION	HCPC	DESCRIPTION	RETAIL
Color Accents			\$
<i>Note: Color Accents and Shroud Colors may not match.</i>			
400EZ20	–	Apple Green	NC
400EZ22	–	Black	NC
400EZ21	–	Blue	NC
400EZ23	–	Orange	NC
400EZ24	–	Red	NC
400EZ19	–	White	NC
400EZ25	–	Silver	NC
Service Decals			\$
400D10	–	Army	NC
400D11	–	Air Force	NC
400D13	–	Marines	NC
400D14	–	Navy	NC
400D15	–	Purple Heart	NC
ISO Transit Tie Downs			\$
400T050	–	ISO Transit Package	NC
LED Lights  P. 24			\$
400LI04	–	LED Lights and Indicators	\$1,341.00
400LI08	–	LED Fender Lights	\$542.00
400LI09	–	LED Fender Lights <i>(Available w/Multi-Power only)</i>	NC
400LI02	–	Omit LED Lights	NC
Seat Heights			\$
Seat Height <i>Measured from front of seat pan to floor with 0° frame angle. Not all seat heights are available with all seat depths and power seating. Please see online configurator for full availability.</i>			
400HT103	–	16.5"	NC
400HT55	–	17"	NC
400HT104	–	17.5"	NC
400HT56	–	18"	NC
400HT105	–	18.5"	NC
400HT57	–	19"	NC
Batteries and Chargers  P. 24			\$
Group 22 Battery			
400AG35	E2361	GP22 / 50Ah Flat Top Pair	\$652.00
Omit Batteries			
400AG24	–	Battery Harnesses Only <i>(Omit Batteries)</i>	NC
Chargers			
400BJ30	–	10A Dual Mode (Compact)	\$106.00
400BJ19	–	8A Dual Mode (Compact)	NC

POWERED SEATING

OPTION	HCPC	DESCRIPTION	RETAIL
--------	------	-------------	--------

Power Seating Options  P. 24 \$
Seat Elevator

400PI07	E2300	Seat Elevator, Powered, 300 mm / 12"	\$3,632.00
400PI08	E2300	C-Me® Seat Elevator, Powered, 300 mm / 12" <i>(C-Me speed up to 3 mph)</i>	\$3,632.00

Seat Tilt

400PA48	E1002	Posterior 50° Tilt	\$8,102.00
---------	-------	--------------------	------------

Seat Recline

400PA37	E1004	150° Powered Recline w/ 4" Shear Reduction	\$8,102.00
---------	-------	--	------------

Seat Tilt/Recline

400PA41	E1007	Posterior 50° Tilt and 150° Recline Powered, w/ 4" Shear Reduction	\$13,131.00
---------	-------	--	-------------

Power Recline Backrest Preset Home Angle

400QK1	–	90°	NC
400QK2	–	95° (Default Position)	NC

Pre Set Seat Frame Angle (No Power Seating Options, Increases Seat to Floor Height) \$

400FA10	–	0° <i>(Adds 0" to STFH)</i>	NC
400FA3	–	3° <i>(Adds 1" to STFH)</i>	NC

Backrest Frame Type \$

400BF16	–	Tool Angle Adjustable Back, 90°-120°	NC
400BF14	E1225	User Adjustable Manual Semi-Recline Back, 90°-130°, Right <i>(Adjustment Lever Mounted on Opposite Side of Joystick)</i>	\$654.00
400BF15	E1225	User Adjustable Manual Semi-Recline Back, 90°-130°, Left <i>(Adjustment Lever Mounted on Opposite Side of Joystick)</i>	\$654.00

Backrest Frame Option \$

400BF13	–	Flip Down, Quick Release	\$141.00
---------	---	--------------------------	----------

Back Cushion Type \$

400BT134	–	SEDEO® Back Cushion <i>(Choose Seating in Section A)</i>	NC
400BT138	–	JAY® Syncra™ <i>(Choose Seating in Section B)</i>	NC
400BT135	–	JAY® J3® <i>(Choose Seating in Section C)</i>	NC
400BT137	–	SEDEO® PRO™ Aftermarket Back Adapter <i>(Height Adjustable Round Tubes for Traditional Mounting)</i>	\$503.00
400BT133	–	OMIT <i>(For personalized Mounting. No Headrest Mount)</i>	NC

POWERED SEATING

OPTION	HPCP	DESCRIPTION	RETAIL
--------	------	-------------	--------

A - SEDEO® Backrest Dimensions

\$

Back Width

400BN28	–	400mm / 16"	NC
400BN29	–	460mm / 18"	NC
400BN30	–	500mm / 20"	NC
400BN31	–	560mm / 22"	NC

Back Shell Height

			Tool Angle Adjust.	150° Recline	Installed Back Height	
400B255	–	460mm / 18"	22"-23"	23"-25"		NC
400B256	–	560mm / 22"	24"-27"	26"-29"		NC
400B257	–	660mm / 26"	28"-30"	30"		NC

Installed Back Height - (From Pan to Top of Back)

400JR32	–	22"	NC
400JR33	–	23"	NC
400JR34	–	24"	NC
400JR35	–	25"	NC
400JR36	–	26"	NC
400JR37	–	27"	NC
400JR38	–	28"	NC
400JR39	–	29"	NC
400JR40	–	30"	NC

POWERED SEATING

OPTION	HCPC	DESCRIPTION	RETAIL
--------	------	-------------	--------

B - JAY® Syncra™ Seating**B - JAY® Syncra™ Back**  P. 23 \$

400JP14	E2620	JAY® Syncra™ Back 16-20" Wide with 3" Contour Depth	\$1,090.00
400JP15	E2621	JAY® Syncra™ Back 22" Wide with 3" Contour Depth	\$1,202.00

B - JAY® Syncra™ Back Width \$

Back can be ordered a different width than seat pan. Armrest will be adjusted to back width ordered.

400JQ07	–	16" Wide (Adjustment range 16 to 17" Wide)*	NC
400JQ08	–	18" Wide (Adjustment range 18 to 19" Wide)*	NC
400JQ09	–	20" Wide (Adjustment range 20 to 21" Wide)*	NC
400JQ10	–	22" Wide (Adjustment range 22 to 23" Wide)	NC

*Additional +1" of shell width adjustment is achievable. Requires purchase of 1" larger foam and upholstery separately.

B - JAY® Syncra™ Back Shell Options and Height Ranges \$

JAY® Syncra™ Back shells are mounted with a minimim 5.5" gap between the bottom of the shell to the seat pan to accommodate the mechanical shear. Back height can be adjusted in the field with-in the ranges shown based on the back frame type.

JAY® Syncra™ Shell Height

400JR42	–	16" Tall Shell (22" to 24" Back Height)	NC
400JR43	–	18" Tall Shell (24" to 26" Back Height)	NC
400JR44	–	20" Tall Shell (26" to 28" Back Height)	NC
400JR45	–	22" Tall Shell (28" to 30" Back Height)	NC

JAY® Syncra™ Back Installed Back Height (From Pan to Top of Back)

400JR50	–	22" (16" Shell Height)	NC
400JR51	–	23" (16" Shell Height)	NC
400JR52	–	24" (16" Shell Height)	NC
400JR53	–	24" (18" Shell Height)	NC
400JR54	–	25" (18" Shell Height)	NC
400JR55	–	26" (18" Shell Height)	NC
400JR56	–	26" (20" Shell Height)	NC
400JR57	–	27" (20" Shell Height)	NC
400JR58	–	28" (20" Shell Height)	NC
400JR67	–	28" (22" Shell Height)	NC
400JR68	–	29" (22" Shell Height)	NC
400JR69	–	30" (22" Shell Height)	NC

B - JAY® Syncra™ Back Upholstery \$

400BU96	–	Syncra™ Premium Leatherette	NC
400BU97	–	Syncra™ Stretch	NC

POWERED SEATING

OPTION	HCPC	DESCRIPTION	RETAIL
--------	------	-------------	--------

C - JAY® J3® Back

C - JAY® J3® Back - Contour  P. 24 \$

400JP01	E2613	J3® PA Back for 16"-20" Wide	\$599.00
400JP02	E2614	J3® PA Back for 22" Wide	\$889.00
400JP11	E2615	J3® PL Back for 16"-20" Wide	\$699.00
400JP13	E2620	J3® PD Back for 16"-20" Wide (18" and 21" Shell Height Only)	\$838.00

C - JAY® J3® Back Width \$

Back can be ordered a different width than seat pan. Armrest will be adjusted to back width ordered.

400JQ02	–	16"	NC
400JQ03	–	18"	NC
400JQ04	–	20"	NC
400JQ05	–	22"	NC

C - JAY® J3® Back Shell Options and Height Ranges \$

JAY® J3® shells are mounted with a minimim 4" gap between the bottom of the shell to the seat pan to accommodate the mechanical shear. Back height can be adjusted in the field within the ranges shown.

JAY® J3® Shell Height			Tool Angle Adjust.	150° Recline	Installed Back Height	
400JR41	–	15" tall shell (Upper Thoracic Med) for 22" Wide	22"-23"	22"-23"		NC
400JR14	–	16.5" tall shell (Upper Thoracic Short)	21"-23"	22"-24"		NC
400JR15	–	18" tall shell (Upper Thoracic Med)	22"-24"	23"-25"		NC
400JR16	–	19.5" tall shell (Upper Thoracic Tall)	24"-26"	24"-26"		NC
400JR18	–	18" tall shell (Shoulder Height) for 22" wide	24"	24"		NC
400JR17	–	21" tall shell (Shoulder Height)	24"-26"	25"-28"		NC
400JR27	–	22.5" tall shell (Shoulder Height)	26"-28"	27"-30"		NC
400JR28	–	24" tall shell (Shoulder Height)	27"-29"	28"-30"		NC

JAY® J3® Installed Back Height (From Pan to Top of Back)

400JR29	–	21"	NC
400JR19	–	22"	NC
400JR20	–	23"	NC
400JR21	–	24"	NC
400JR22	–	25"	NC
400JR23	–	26"	NC
400JR24	–	27"	NC
400JR25	–	28"	NC
400JR30	–	29"	NC
400JR31	–	30"	NC

POWERED SEATING

OPTION	HCPC	DESCRIPTION	RETAIL
--------	------	-------------	--------

C - JAY® Anterior Thoracic Support  P. 24 **\$***Classic-Structure Pull Down Harness (4 point strap, Only available with JAY® backrest)*

400K10	E0960	Medium (ATS8302)	\$170.00
400K11	E0960	Large (ATS8303)	\$170.00

C - JAY® Lateral Thoracic Swing-Away Supports (Requires Pad, Upholstery and Mount) **\$****JAY® Lateral Thoracic Support Pads**

400JW35	E0956	Lateral Thoracic (L x H) 100 mm x 127 mm / 4" x 5" Pad - Right	\$141.00
400JW38	E0956	Lateral Thoracic (L x H) 100 mm x 127 mm / 4" x 5" Pad - Left	\$141.00
400JW36	E0956	Lateral Thoracic (L x H) 100 mm x 152 mm / 4" x 6" Pad - Right	\$141.00
400JW39	E0956	Lateral Thoracic (L x H) 100 mm x 52 mm / 4" x 6" Pad - Left	\$141.00
400JW37	E0956	Lateral Thoracic (L x H) 152 mm x 100 mm / 6" x 4" Pad - Right	\$141.00
400JW40	E0956	Lateral Thoracic (L x H) 152 mm x 100 mm / 6" x 4" Pad - Left	\$141.00

JAY® Lateral Thoracic Support Pad Upholstery

400NU01	–	Syncra™ Premium Leatherette	NC
400NU02	–	Syncra™ Stretch	NC

JAY® Lateral Thoracic Swing-Away Mount

400JW41	E1028	Lateral Thoracic Swing Away Bracket - Right	\$279.00
400JW42	E1028	Lateral Thoracic Swing Away Bracket - Left	\$279.00

C - JAY® Syncra™ Fixed Lateral Support Accessory **\$****JAY® Fixed Lateral Support Accessory Hardware** (JAY® Fixed Lateral Support is height adjustable)

400JW33	E0956	Fixed Lateral Support Accessory (L x H) 90 mm x 140 mm / 3.5" x 8" - Right	\$141.00
400JW34	E0956	Fixed Lateral Support Accessory (L x H) 90 mm x 140 mm / 3.5" x 8" - Left	\$141.00

POWERED SEATING

OPTION	HCPC	DESCRIPTION	RETAIL
--------	------	-------------	--------

Headrests (Requires Pad, Upholstery, & Mount)  P. 26

\$

Headrest Pad

400HE36	E0955	SEDEO® Pad Small with Cover (LxH) 240 x 150 mm / 10" x 6" <i>Can only be used with Multi Position Headrest Mount with quick-release and SEDEO® upholstery</i>	\$180.00
400HE38	E0955	Whitmyer® Plush Headrest Pad 203 mm / 8"	\$229.00
400HE39	E0955	Whitmyer® Plush Headrest Pad 254 mm / 10"	\$229.00
400HE44	E0955	Whitmyer® Plush Headrest Pad 356 mm / 14"	\$239.00
400HE46	E0955	Whitmyer® Adjust-A-Plush Headrest Pad Medium (<i>Adjustable 7" to 16" Wide x 4" Tall</i>)	\$352.00
400HE48	–	OMIT Headrest Pad	NC

Headrest Pad Upholstery

400NU10	–	SEDEO® Upholstery	NC
400NU04	–	Syncra™ Premium Leatherette	NC
400NU05	–	Syncra™ Stretch	NC
400NU11	–	Whitmyer® Lycra	NC

Headrest Mount

400MH32	E1028	SEDEO® Multi-Position Headrest Mount with Quick Release (<i>Only available with SEDEO® Pad</i>)	\$224.00
400MH33	E1028	Whitmyer® Linx Headrest Mount with Quick Release	\$184.00
400MH34	E1028	Whitmyer® Linx-2 Headrest Mount with Quick Release	\$224.00
400MH35	E1028	Whitmyer® AXYS Headrest Mount with Quick Release	\$118.00
400MH17	–	OMIT Headrest Mount	NC

Push Handles

\$

400PH27	–	Height Adjustable Push Handles	\$335.00
---------	---	--------------------------------	----------

Seat Frame Rails

\$

400SN14	–	Seat Rail Short, for Effective Seat Depth 14" - 18"	NC
400SN15	–	Seat Rail Long, for Effective Seat Depth 17" - 22"	NC

Seat Cushion Type

\$

400ST79	–	SEDEO® (See Section D)	NC
400ST81	–	JAY® Syncra™ (See Section E)	NC
400ST80	–	JAY® (See Section F)	NC
400ST75	–	Omit	NC

POWERED SEATING

OPTION	HCPC	DESCRIPTION	RETAIL
--------	------	-------------	--------

Seat Size

\$

Seat Pan Width (Odd sizes not available on SEDEO® cushions)

400R53	–	16"	NC
400R54	–	17"	NC
400R55	–	18"	NC
400R56	–	19"	NC
400R57	–	20"	NC
400R58	–	21" (Not available with JAY® Syncra™ Cushions)	NC
400R59	–	22"	NC

Seat Pan Depth (Front of seat pan to front of back cushion – effective depth)

400RF52	–	14"	NC
400RF53	–	15"	NC
400RF51	–	16"	NC
400RF45	–	17"	NC
400RF46	–	18"	NC
400RF47	–	19"	NC
400RF48	–	20"	NC
400RF49	–	21" (Not available with JAY® Syncra™ Cushions)	NC
400RF50	–	22"	NC

POWERED SEATING

OPTION	HCPC	DESCRIPTION	RETAIL
--------	------	-------------	--------

D - SEDEO® Cushions  P. 24 \$

400CU82	E2607	SEDEO® Cushion (Sizes 16", 18", & 20" Wide) (Not available with 14" depth)	\$441.00
400CU83	E2608	SEDEO® Cushion (Sizes 22" Wide)	\$554.00

E - JAY® Syncra™ Cushion  P. 23 (JAY Your Way modifications available through Customer Service (800) 333-4000) \$

400CU89	E2622	JAY® Syncra™ Cushion featuring JAY Flow® Fluid with Cryo™ Technology (16" to 20" wide)	\$604.00
400CU90	E2623	JAY® Syncra™ Cushion featuring JAY Flow® Fluid with Cryo™ Technology (22" wide)	\$699.00

JAY® Syncra™ Cushion Cover Upholstery

400YR73	–	Syncra™ Premium Leatherette	NC
400YR74	–	Syncra™ Stretch	NC

F - JAY® Seat Cushion  P. 25 \$

400CU59	E2607	JAY® Ion® (Sizes 16" to 21" Wide)	\$441.00
400CU60	E2608	JAY® Ion® (Size 22" Wide)	\$554.00
400CU61	E2607	JAY® Union® (Sizes 16" to 21" Wide)	\$498.00
400CU62	E2608	JAY® Union® (Size 22" Wide)	\$609.00
400CU64	E2622	JAY® Fusion® (Sizes 16" to 21" Wide)	\$492.00
400CU65	E2623	JAY® Fusion® (Size 22" Wide)	\$587.00

F - JAY® Solid Seat \$

400CU84	–	JAY® Solid Seat	\$96.00
---------	---	-----------------	---------

POSITIONING SUPPORTS & ACCESSORIES

OPTION	HCPC	DESCRIPTION	RETAIL
--------	------	-------------	--------

Knee and Thigh Swing-Away Support Pads

\$

Lateral Knee Support Pads and Hardware *(must pick pad and mount)*

400XY05	E0953	Lateral Knee Support Pad, Right (4" round)	\$196.00
400XY06	E0953	Lateral Knee Support Pad, Left (4" round)	\$196.00
400XX08	E1028	Lateral Swing-Away Bracket Knee - Right	\$257.00
400XX09	E1028	Lateral Swing-Away Bracket Knee - Left	\$257.00

Lateral Thigh Support Pads and Hardware *(must pick pad and mount)*

400KF22	E0953	Lateral Thigh Support Pad Short, Right (5" H x 5" L)	\$141.00
400KF23	E0953	Lateral Thigh Support Pad Short, Left (5" H x 5" L)	\$141.00
400KF24	E0953	Lateral Thigh Support Pad Long, Right (5" H x 7" L)	\$141.00
400KF25	E0953	Lateral Thigh Support Pad Long, Left (5" H x 7" L)	\$141.00
400KF26	E1028	Lateral Thigh Removable Mount - Right	\$279.00
400KF27	E1028	Lateral Thigh Removable Mount - Left	\$279.00

JAY® Lateral Thigh Supports *(Must pick pad, upholstery, and mount)*

\$

JAY® Lateral Thigh Support Pads

400KF16	E0953	Lateral Thigh Support Pad Standard, Right (8.25" x 3.25")	\$141.00
400KF17	E0953	Lateral Thigh Support Pad Standard, Left (8.25" x 3.25")	\$141.00
400KF18	E0953	Lateral Thigh Support Pad Large, Right (12" x 3.25")	\$141.00
400KF19	E0953	Lateral Thigh Support Pad Large, Left (12" x 3.25")	\$141.00

JAY® Lateral Thigh Support Pad Upholstery

400NU07	–	Syncra™ Premium Leatherette	NC
400NU08	–	Syncra™ Stretch	NC

JAY® Lateral Thigh Removable Mount

400KF20	E1028	Lateral Thigh Removable Mount - Right	\$279.00
400KF21	E1028	Lateral Thigh Removable Mount - Left	\$279.00

Armrest Structure P. 25

\$

400EG35	–	Reclining, Flip Back, Long <i>(Height Adjustable 9" to 15")</i>	NC
400EG41	–	Reclining, Flip Back, Short <i>(Best used with shorter seat depths) (Height Adjustable 9" to 15")</i>	NC
400EG36	–	Reclining, Flip Back with 2-point post locking arm. <i>(Height Adjustable 11" to 15" x 0.625")</i>	\$279.00
400EG32	–	Single Post, Flip Back <i>(N/A with thigh support) (Height Adjustable 10" to 15")</i>	NC

POSITIONING SUPPORTS & ACCESSORIES

OPTION	HCPC	DESCRIPTION	RETAIL
Arm Pads  P. 25			\$
SEDEO® Armrest Pad			
400AB43	–	300 mm / 12", Integral Foam, Right	NC
400AE43	–	300 mm / 12", Integral Foam, Left	NC
400AB44	–	400 mm / 16", Integral Foam, Right	NC
400AE44	–	400 mm / 16", Integral Foam, Left	NC
Comfort Arm Pad (Foam)			
400AB46	–	2" Wide Right	\$84.00
400AE46	–	2" Wide Left	\$84.00
Comfort Arm Pad (Gel)			
400AB48	–	2" Wide Right	\$168.00
400AE48	–	2" Wide Left	\$168.00
Ottobock® Arm Troughs			
400AE06	–	Ottobock Arm Trough, Med, Left	\$130.00
400AB06	–	Ottobock Arm Trough, Med, Right	\$130.00
400AE07	–	Ottobock Arm Trough, Large, Left	\$130.00
400AB07	–	Ottobock Arm Trough, Large, Right	\$130.00
400L01	–	Ottobock Hand Pad, Med, Left	\$57.00
400R01	–	Ottobock Hand Pad, Med, Right	\$57.00
400L02	–	Ottobock Hand Pad, Large, Left	\$57.00
400R02	–	Ottobock Hand Pad, Large, Right	\$57.00
400AE78	–	Ottobock 1 Piece Arm Trough, Left	\$182.00
400AB78	–	Ottobock 1 Piece Arm Trough, Right	\$182.00
Side Guards (Pair)			\$
400SG44	E0953	Side Guards Integral Foam (11"L x 5.5"H) (N/A with Reclining Armrests)	\$229.00
Fixed Centermount Legrest			\$
400H136	–	Angle Adjustable Centermount Legrest	\$503.00
400H184	–	Fixed Centermount Legrest, Short (Includes Calf Pads) (11.5" to 14.5" Leg Length)	NC
400H185	–	Fixed Centermount Legrest, Long (Includes Calf Pads) (13.5" to 18.5" Leg Length)	NC
Power Centermount Legrest  P. 25			\$
400H109	E1012	Power Centermount Legrest, 90° - 0° Angle, 7.5" Extension (Powered Articulation) (3" to 17.5" Leg Length)	\$3,632.00

POSITIONING SUPPORTS & ACCESSORIES

OPTION	HCPC	DESCRIPTION	RETAIL
Centermount Legrest Accessories			\$
Power Centermount Footplates			
400F127	K0040	Dual, Height, Width and Angle Adjustable, Standard (14"W x 10"D)	\$189.00
400F128	K0040	Dual, Height, Width and Angle Adjustable, Large (16"W x 12"D)	\$189.00
Angle Adjustable / Fixed Centermount Footplates			
400F45	–	Single/Dual Footplate	NC
Power Centermount Calf Pads			
400DI34	–	Calf Pads, Pair, Standard Integral Foam	NC
400DI35	–	Calf Pads, Pair, Padded (N/A w/ std. footplate)	\$391.00
Angle Adjustable Centermount Calf Pads			
400DI49	–	Calf Pads, Pair, Standard Integral Foam	NC
400DI50	–	Extra Large Single Calf Pad	\$168.00
SEDEO® PRO™ Swing-Away Legrest (Pair) (Footplates, calf supports & options must be selected separately.)			\$
400H177	–	Legrests, Swing-Away, 70°, SEDEO® PRO™ (14" to 21" Leg Length)	NC
400H178	E0990	Legrests, Manual Elevating, Swing-Away, SEDEO® PRO™ (Includes Padded Calf Pads) (14.5" to 21.5" Leg Length)	\$391.00
400H179	E1010	Legrests, Power Elevating, Swing-Away, SEDEO® PRO™ (Includes Padded Calf Pads) (15.5" to 22.5" Leg Length)	\$2,403.00
400HI76	–	Omit Legrests	NC
Swing-Away Legrest Footplates			
400F369	K0040	Angle Adjustable Flip-Up Footplates	\$189.00
Swing-Away Legrest Calf Supports			
400DI42	–	Calf Support, Depth Adjustable, Padded (6.5" to 8" Wide, depending on chair width, x 9.5" Tall)	\$441.00
Swing-Away Legrest Options			
400DI44	E0951	Heel Loops	\$56.00
400KG4	–	Knee Pads, Integral Foam (2.5" Wide x 4.5" Tall)	\$224.00
SEDEO® Lower Extremity Swing-Away Support			
400VD01	E1020	Lower Extremity Support, Padded, Swing-Away, SEDEO®, Right	\$441.00
400VD02	E1020	Lower Extremity Support, Padded, Swing-Away, SEDEO®, Left	\$441.00
Pelvic Positioning Belts  P. 26			
400A837	–	Positioning Belt, Auto Style Buckle, 50 mm 1600 mm / 2"	NC
400A839	–	Positioning Belt, Aircraft Buckle, 50 mm x 1300 mm / 2"	NC
400A840	E0978	Positioning Belt, Aircraft Buckle, Padded 50 mm x 1300 mm / 2"	\$84.00
400A845	K0108	Bodypoint – Evoflex Pelvic Stabilizer Belt	\$194.00
400A846	K0108	Bodypoint – Evoflex Pelvic Stabilizer Belt with Extension	\$215.00

POSITIONING SUPPORTS & ACCESSORIES

OPTION	HCPC	DESCRIPTION	RETAIL
Accessories			\$
Ventilator Option			
400VT12	E1029	Vent Tray Fixed (<i>Pulmonetic LTV Models</i>)	\$519.00
O2 Tank Option			
400A718	E2208	O2 Tank Holder Mounted to Backrest (<i>D and E Styles</i>)	\$363.00
Wheelchair Tray Table			
4007A09	E0950	Tray, Swing-Away	\$391.00
Medial Thigh Support			
4008A80	E0957	Medial Thigh Support	\$189.00
4008A81	E1028	Pommel Swing-Away Hardware	\$279.00
Backpack			
400A1	–	Black Utility	\$61.00
Misc. Accessories			
4008A59	–	Transfer Bar (<i>Pair</i>)	\$391.00
4008A52	–	Ram Mount Phone	\$96.00
4008A53	–	Ram Mount Tablet	\$391.00
4008A54	–	Ram Mount Cup Holder	\$96.00
4008A58	–	Rear View Mirror	\$96.00
400A611	–	Crutch Holder	\$141.00
4008A73	–	Bag for Armrest	\$96.00
4008A75	–	Reflectors (<i>Backrest shroud mounted</i>)	\$96.00
4009A10	–	Utility Hooks	\$58.00

JOYSTICK / ELECTRONICS

VR-2 Joystick				\$
400J127	–	VR-2 Joystick		NC
R-net Joystick (Remote)  P. 26				\$
400J121	–	Standard LED Joystick (<i>w/o Screen Display</i>)		NC
400J116	–	Color Joystick (<i>2.3" Color LCD Screen Display, CJSM1</i>)		NC
400J118	–	High Resolution Color Joystick, (CJSM2+BT) <i>3.5" Color LCD Display, Paddle Switches, Programmable Shortcut Keys, ICONs, Stereo Jack, IR and dual (IOS/Android) Bluetooth control</i>		\$1,178.00
400J119	–	Omit Remote Control (<i>Required with arm mounted specialty controls</i>)		NC
Joystick Mounting				\$
400JM34	–	Fixed on Armrest		NC
400JM35	E1028	Parallel Swing-Away		\$330.00
400JM36	E1028	Link-It Mid Line Mount on Armrest (<i>Swing-Away</i>)		\$950.00
Joystick Mount (Location)				\$
400HM16	–	Right Hand Armrest		NC
400HM17	–	Left Hand Armrest		NC
Display Language Selection R-net				\$
400L1	–	English		NC
400L3	–	French		NC
400L7	–	Spanish		NC
Joystick Handle (Optional)  P. 26				\$
400JH13	E2323	Ball Handle		\$141.00
400JH15	E2323	T-Handle		\$141.00
400JH24	E2323	Bodypoint – Rubber Dome Joystick Handle		\$183.00
400JH25	E2323	Bodypoint – U-Shaped Joystick Handle		\$183.00
400JH26	E2323	Bodypoint – Grooved Mushroom Joystick Handle		\$183.00
Electronic Programmers  P. 27				\$
400PR10	–	R-net PC Programmer w/ Dongle		\$587.00
R-net Power Modules  P. 27				\$
400ER12	–	Power Module, VR-2 90A, Non-Expandable		NC
400ER13	–	Power Module, R-net, 90A, Expandable (<i>Required for Specialty Controls or 3+ Actuators</i>)		\$1,279.00
400EX11	E2377	Expandable 90A Controller - R-net		\$676.00
400EX12	E2313	Harness for 90A Expandable Controller		\$603.00

JOYSTICK / ELECTRONICS

OPTION	HCPC	DESCRIPTION	RETAIL
--------	------	-------------	--------

Seating Control  P. 27

\$

Powered Seating Control

400E040	–	Omit Thru-Drive <i>(Requires Switch Control)</i>	NC
400E037	E2310	Thru-drive Control for 1 Actuator	\$2,146.00
400E038	E2311	Thru-drive Control for 2+ Actuators	\$3,884.00

Switch Control *(Available with Omit Thru-Drive only) (1 Actuator for Tilt or Elevate only)*

400E033	–	Dual Toggle for 1 Actuator	NC
400E034	–	2.5" Single Button Switch for 1 Actuator <i>(Button switches are not mounted)</i>	NC
400E041	–	Ctrl+5 Switch Box for 2 Actuators or more	NC

Additional Power Seating Control *(Available with Thru-Drive only)*

400QG11	–	Ctrl+5 Switch Box with Free Assignable Functions	\$1,397.00
400QG12	–	Ctrl+5 Switch Box with Free Assignable Functions <i>(Multi-power only)</i>	NC

Dual Toggle Mounting Location

400TN1	–	Toggle Mount, Right	NC
400TN2	–	Toggle Mount, Left	NC

Ctrl+5 Mounting location

400EY19	–	Right Armrest	NC
400EY20	–	Left Armrest	NC
400EY21	–	Back Cane, Right	\$168.00
400EY24	–	Back Cane, Left	\$168.00

Ctrl+5 Switch Type

400EY22	–	Push Buttons	NC
400EY23	K0108	Toggle Switches	\$335.00

Attendant Controls  P. 27

\$

4000A05	E2331	Dual Control Module for Attendant	\$1,453.00
4000A06	E2331	R-net Color LCD (CJSM1), Control Attendant Only	\$1,453.00

Attendant Mounting Location

\$

400DN5	–	Right Back Cane	NC
400DN6	–	Left Back Cane	NC

JOYSTICK / ELECTRONICS

OPTION	HCPC	DESCRIPTION	RETAIL
--------	------	-------------	--------

R-net Programming

\$

Assignable Buttons

Assignable Button feature allows for personalization of joystick buttons and/or Ctrl+5 Switches allowing access to various wheelchair and seating functions. When enabled, chair will be pre-programmed with seating functions assigned to buttons on the joystick. Assignments can be changed via PC Dongle.

400PM12	–	Include Assignable Buttons	NC
---------	---	----------------------------	----

Power Centermount Footplate Extension Option

400IE03	K0108	Include 7.5" Powered Footplate Extension for Transfer Assist (Electronics programmed to allow footplates to be extended with or without legrest being raised.) Only Available with Powered Articulation	\$1,397.00
---------	-------	---	------------

R-net Omni2 Options  P. 27 For Expandable Controls, choose all that apply.

\$

400ON14	–	R-net Omni2 Only Input Control Module and 3.5" LCD Display w/ Built-In Infrared and Bluetooth® Choose Mount Below	\$1,984.00
400ON15	–	R-net Omni2 Bundled Input Control Module and 3.5" LCD Display w/ Built-In Infrared and Bluetooth® Bundled Omni2 Available w/ Switch-It Input Devices	NC

Omni2 Mount *If used w/ Standard Joystick, it must be mounted opposite side.*

\$

400DS14	E1028	Link-It with Parallel Swing-Away Omni2 Mount w/Rear Mounted Interface, Right	\$554.00
400DS15	E1028	Link-It with Parallel Swing-Away Omni2 Mount w/Rear Mounted Interface, Left	\$554.00

SPECIALTY INPUT DEVICES

OPTION	HCPC	DESCRIPTION	RETAIL
--------	------	-------------	--------

Hand Control Packages  P. 28 *Requires Standard Joystick Omit / Only one hand control device can be ordered.* \$

Proportional Input Devices

400EU14	E2312	Switch-It MicroGuide	\$3,682.00
400EU15	E2312	Switch-It MicroPilot	\$3,682.00
400EU17	E2328	Switch-It VersaGuide	\$2,028.00
400EU18	E2328	Switch-It VersaGuide EZ	\$2,397.00

Mounting Position (Required)

400EM04	–	Link-It to the Backrest <i>(Not Available w/ Omit Back Cushion Type)</i>	\$1,062.00
400EM05	–	Link-It to the Fixed Joystick Mount	\$330.00
400EM06	E1028	Link-It to the Parallel Swing-Away Joystick Mount	\$554.00
400EM07	E1028	Link-It to the Midline Swing-Away	\$1,173.00
400EM08	–	Omit Mount	NC

Mounting Platforms (Optional) *Not available w/ Link-It to Backrest*

400MG16	E0950	SunDisk Hand Tray <i>(Only available w/ MicroSeries Joysticks)</i>	\$330.00
400MG15	E0950	Bullet Hand Tray	\$330.00

Mounting Location (Required)

400IM09	–	Right	NC
400IM10	–	Left	NC

Switch Options

–	–	See Switch Selections <i>(Maximum 2)</i>	–
---	---	--	---

Head Control Packages  P. 27 *(Select headrest mount on next page)* \$

Only one head control device can be ordered.

Proportional Input Devices

400EU25	E2328	Switch-It DualPro® Proportional Head Array - Facial Pads	\$6,387.00
400EU26	E2328	Switch-It DualPro® Proportional Head Array - Spot Pads	\$6,387.00


Switched Input Devices

400EU28	E2330	Switch-It 3-Switch Head Array - Short Curved Wings	\$4,911.00
400EU30	E2330	Switch-It 3-Switch Head Array - Long Curved Wings	\$4,911.00

Switch Options

–	–	See Switch Selections <i>(Maximum 2)</i>	–
---	---	--	---

SPECIALTY INPUT DEVICES

OPTION	HCPC	DESCRIPTION	RETAIL
Sip 'N Puff			\$
400ID73	E2330	Switch-It Sip 'N Puff Combo Head Array with Link-It Hardware <i>(Requires headrest mount)</i>	\$5,582.00
400ID74	K0108	Switch-It OptiStop with Sip 'N Puff	\$2,124.00
Headrest Mounts <i>(Applies to Head/Sip 'N Puff control packages)</i>			\$
400IJ13	E1028	Whitmyer® Linx Headrest Mount with Quick Release	\$184.00
400IJ14	E1028	Whitmyer® Linx-2 Headrest Mount with Quick Release	\$224.00
400IJ15	E1028	Whitmyer® AXYS Headrest Mount with Quick Release	\$118.00
Chin Control Packages  P. 28			\$
Proportional Input Devices			
400EU34	E2312	Switch-It MicroGuide <i>(Switches mounted to the headrest only.)</i>	\$3,682.00
400EU35	E2312	Switch-It MicroPilot <i>(Switches mounted to the headrest only.)</i>	\$3,682.00
400EU36	E2328	Switch-It VersaGuide	\$2,028.00
400EU37	E2328	Switch-It VersaGuide EZ	\$2,397.00
Mounting Position			
400EM09	E1028	Link-It To Chin Harness, Small (150mm / 6")	\$1,397.00
400EM10	E1028	Link-It To Chin Harness, Large (220mm / 8")	\$1,397.00
400EM11	E1028	Link-It To Headrest, Swing-Away	\$1,397.00
400EM53	E1028	Link-It To Manual Chin Boom - Right Side	\$4,241.00
400EM54	E1028	Link-It To Manual Chin Boom - Left Side	\$4,241.00
400EM16	E1028	Omit Mount	NC
Input Device Mounting Location			
400IM13	–	Right	NC
400IM14	–	Left	NC
Switch Options			
–	–	See Switch Selections <i>(Minimum 1 for the Power Chin Boom, Maximum 3)</i>	–
Safety Devices			\$
400SA06	–	Switch-It Remote Stop Switch - XLR Connector	\$1,045.00
Switched Driving Packages			\$
400SW44	E2328	Switch-It™ Cool Cube with DB9 connector for proximity/proportional switch driving. <i>(Pro Spot proportional switches are required if proportional driving is desired.) (For non-proportional driving, single switches can be used.)</i>	\$3,878.00

SPECIALTY INPUT DEVICES

Switches  P. 29

Single switches can be programmed to activate any function of the wheelchair including: On/Off, Mode, Profile, Speeds, Seating, Memory Positions, Horn, Lights & Indicators, IR functions, Bluetooth mouse clicks, Environmental Controls when plugged into assignable port.

Switches can connect via: Joysticks (Standard, Micro series, Versa series) Omni2, SJX6 Hub, head controls

Switch ordering instructions:

1. Select switch type and quantity in Section "A" using columns below. (Max 6 switches. See limitations below.)
2. Select switch mounting position from Section "B" using corresponding switch column.
3. Select switch mounting location from Section "C" using corresponding switch column.

Section A – Switch Selections**Switch / Quantity**

Single Function Switches - Mechanical Switches	Switch 1	Switch 2	Switch 3	Switch 4	Switch 5	Switch 6	\$	
2.5" Single Switch - Black							\$218.00	
2.5" Single Switch - Blue							\$218.00	
2.5" Single Switch - Green							\$218.00	
2.5" Single Switch - Red							\$218.00	
2.5" Single Switch - Yellow							\$218.00	
Egg Switch - Black							\$123.00	
Egg Switch - Blue							\$123.00	
Egg Switch - Green							\$123.00	
Egg Switch - Red							\$123.00	
Egg Switch - Yellow							\$123.00	
MicroLite <i>(Includes color labels)</i>							\$184.00	
Mini Button 1 - Blue <i>(Velcro)</i>							\$118.00	
Mini Button 1 - Green <i>(Velcro)</i>							\$118.00	
Mini Button 1 - Red <i>(Velcro)</i>							\$118.00	
1" Single Switch - Black							\$308.00	
1" Single Switch - Blue							\$308.00	
1" Single Switch - Green							\$308.00	
1" Single Switch - Orange							\$308.00	
1" Single Switch - Red							\$308.00	
1" Single Switch - Yellow							\$308.00	
Electronic Switches								
Flex Switch (Headrest mount only)							\$239.00	
ProSpot - Proportional Switches								
ProSpot Proportional Switch - Red							\$531.00	
ProSpot Proportional Switch - Green							\$531.00	
ProSpot Proportional Switch - Blue							\$531.00	
ProSpot Proportional Switch - Yellow							\$531.00	
ProSpot Proportional Switch - Orange							\$531.00	
Section B – Switch Mounting Position								
Link-It to the Backrest <i>(Up to 1 per side)</i>							\$727.00	
Link-It to the Headrest - Gooseneck & Rigid <i>(Up to 2 per side)</i>							\$727.00	
Link-It to the Fixed Joystick Mount <i>(Up to 2 per side)</i>							\$554.00	
Link-It to the Parallel Swing-Away Joystick Mount <i>(Up to 2 per side)</i>							\$554.00	
Link-It to the Seat Rail <i>(Up to 2 per side)</i> <i>(Not avail w/knee & thigh supports)</i>							\$441.00	
Omit Mount <i>(includes Velcro)</i>							NC	
Section C – Switch Mounting Location								
Right side of chair							NC	
Left side of chair							NC	
Joystick Integrated Switches (Pair)								
400J003	–	Proximity Switches on Flex Mount, Pair <i>(Used with VersaGuide/VersaGuide EZ)</i>						\$1,112.00

JAY® SYNCRA™ SEATING MEASURING GUIDE

JAY® SYNCRA™ BACK



Backrest Width	16"	18"	20"	22"
Max User Trunk Width	13.5"	15.5"	17.5"	19.5"

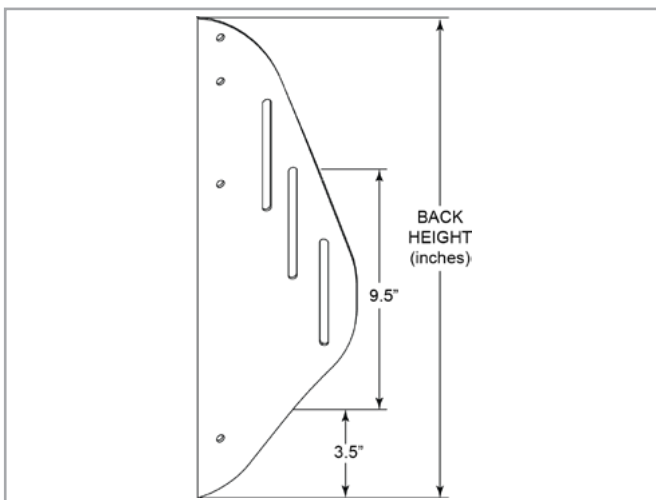
JAY® Swing-Away Lateral Thoracic Adjustment Range

Syncra Back Width	Width Range	Height range from bottom of shell to seat pan
16"	10" to 24"	12" to 19.5"
18"	12" to 26"	12.5" to 21.5"
20"	14" to 28"	12.5" to 22"
22"	16" to 30"	13.5" to 23"

Syncra™ Fixed Lateral Support Accessory Range

Syncra Back Width	Width Range	Height range from bottom of shell to seat pan	Contour Depth Range
16"	16.4" to 16.8"	6" to 8"	3" to 5"
18"	18.4" to 18.8"	6" to 8"	3" to 5"
20"	20.4" to 20.8"	6" to 8"	3" to 5"
22"	22.4" to 22.8"	6" to 8"	3" to 5"

Syncra™ Back Shell Height Diagram




JAY® SYNCRA™ CUSHION



JAY® Lateral Thigh Support Adjustment Range

Syncra Cushion Width	Width Range
16"	8.5" to 16.0"
17"	9.5" to 17.0"
18"	10.5" to 18.0"
19"	11.5" to 19.0"
20"	12.5" to 20.0"
22"	14.5" to 22.0"


POWER BASE




400DW58
14" Drive Wheel, Knobby



400CW59
7" Caster Wheels




400LI04
LED Lights & Indicators




400LI08
LED Fender Lights



400BJ30
Charger



400PA41 – 400PA42
Power Seating: Tilt, Recline



400PI07
Power Seating: Elevate

SEATING AND POSITIONING



400JP01 & 400JP02
JAY® J3® Back: 2.2"



400JP11
JAY® J3® Back: 3"



400JP13
JAY® J3® Back: 6"



400K10 – 400K12
JAY® Anterior Thoracic Support



400ST79
SEDEO® Cushion

SEATING AND POSITIONING

400CU59 – 400CU60



JAY® Ion® Cushion

400CU61 – 400CU62



JAY® Union® Cushion

400CU64 – 400CU65



JAY® Fusion® Cushion w/Fluid

400EG35



SEDEO® PRO™ Reclining Flip Back Armrest

400EG33



SEDEO® PRO™ Single Post Removable Armrest

400AB43



SEDEO® Armrest Pad

400AB48



Comfort 2" Armpad, Gel

400H109



Power Centermount Legrest, Power Articulation

SEATING AND POSITIONING

400A839 – 400A840



Positioning Belt, Aircraft Style

400HE36



SEDEO® Headrest, Small

400HE38 – 400HE44



Whitmyer® Plush Headrest

400HE45 – 400HE47



Whitmyer® Adjust-A-Plush Headrest

400MH32



SEDEO® Multiposition Headrest Mount

400MH33



Whitmyer® Linx Headrest Mount

400MH34



Whitmyer® Linx-2 Headrest Mount

ELECTRONICS

400J116



Color Joystick (CJSM1)

400J118



High Resolution Color Joystick (CJSM2+BT)

400JH13



Ball Joystick Handle

400JH15



T-Handle Joystick Handle

400JH24



Rubber Dome Joystick Handle

400JH25



U-Shaped Joystick Handle

400JH26



Grooved Mushroom Joystick Handle

ELECTRONICS

400PR10



R-net PC Programmer

400ER13



R-net Power Module

4000A05



Attendant Control

400EY22



Ctrl+5®, Push Button

400EY23



Ctrl+5®, Toggle

4000N14



R-net Omni2

400EU25 – 400EU26



Switch-It™ Dual Pro® Proportional Head Array

400EU28 – 400EU31



Switch-It™ Head Array

ELECTRONICS

400EU14 & 400EU34



Switch-It™ MicroGuide

400EU15 & 400EU35



Switch-It™ MicroPilot

400EU17 & 400EU36




Switch-It™ VersaGuide

400EM04




Link-It to Backrest

400EM05




Link-It to Fixed Joystick Mount


400EM06

Link-It to Parallel Swing-Away
Joystick Mount

400EM07

Link-It to Midline Swing-Away
Joystick Mount

400EM09



Link-It to Chin Harness

400EM11




Link-It to Headrest, Swing-Away

400EM53



Link-It to Manual Chin Boom

ELECTRONICS



2.5" Single Switch
black, blue, green, red, yellow




Egg Switch
black, blue, green, red, yellow



MicroLite



1" Single Switch
black, blue, green, orange, red,
yellow



Twister Switch
black, green, red



Mini 1 Button (Mono Plug)
blue, green, red



Q300 M with SEDEO® PRO™

\$

Base Price

Total of additional equipment

Packaging and transport

Total Price

Date

Signature

Month

Day

Year

