



# Quickie GT September 2016

EIR3

**Mark For:**

**Submitting for:**

Quote  Order

Date: \_\_\_\_\_  
 Dealer Acct #: \_\_\_\_\_  
 Dealer: \_\_\_\_\_  
 Dealer Contact: \_\_\_\_\_  
 Dealer Address: \_\_\_\_\_  
 Dealer City: \_\_\_\_\_ ST: \_\_\_\_\_ ZIP: \_\_\_\_\_  
 Dealer Phone: ( ) \_\_\_\_\_ Fax: ( ) \_\_\_\_\_  
 Confirmation Email: \_\_\_\_\_  
 Confirm Via:  Fax  Email

PO#: \_\_\_\_\_  
**ADDITIONAL SHIPPING INFORMATION**  
 Ship To: \_\_\_\_\_  
 Attention: \_\_\_\_\_  
 Address: \_\_\_\_\_  
 Address: \_\_\_\_\_  
 Ship To City: \_\_\_\_\_ ST: \_\_\_\_\_ ZIP: \_\_\_\_\_  
 Ship To Phone: ( ) \_\_\_\_\_ Fax: ( ) \_\_\_\_\_

The **HCPCS CODES** provided are based on code verification through PDAC or our interpretation of the code definitions.  
 The use of **HCPCS CODES** does not ensure coverage or payment. For coverage information, verify the appropriate payer's coverage policy.

✓	Option #	HCPCS	Definition	Price	✓	Option #	HCPCS	Definition	Price
---	----------	-------	------------	-------	---	----------	-------	------------	-------

**1. FRAME STYLE & SETUP**

Base Model			
<input type="checkbox"/>	145WM13	K0005	GT (265 lbs) \$2,325.00

Frame Angle (see Figure 1)			
<input type="checkbox"/>	145FA1		75° NC
<input type="checkbox"/>	145FA8		80° NC
<input type="checkbox"/>	145FA2		85° NC

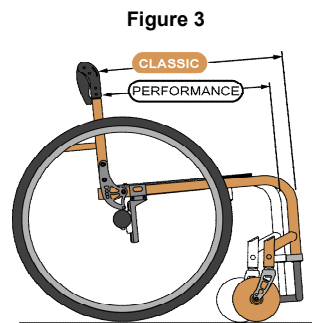
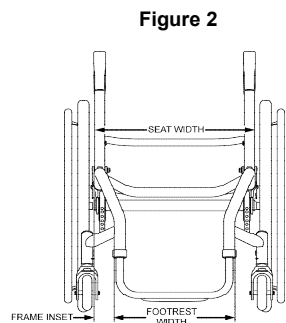
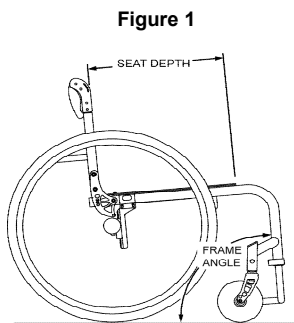
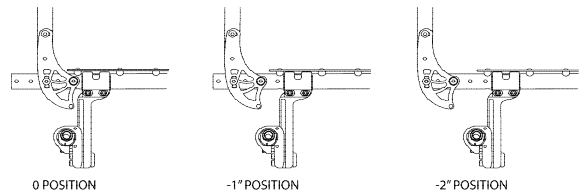
Frame Inset Per Side (See Figure 2)			
<input type="checkbox"/>	145FF1		0" NC
<input type="checkbox"/>	145FF2		1" (NA w/ 12" wide) NC
<input type="checkbox"/>	145FF3		2" (NA w/ 12", 13", or 14" wide) NC

Frame Inset	Footrest Width
0	Subtract 0 from Frame Width
1"	Subtract 2" from Frame Width
2"	Subtract 4" from Frame Width

Attitude Bike (Optional)		
<input type="checkbox"/>	145IN04	Attitude Bike bundle See Order Form

Frame Style (See Figure 3)			
<i>XTR Suspension N/A with Xtender</i>			
<input type="checkbox"/>	145FS34	Classic Frame	NC
<input type="checkbox"/>	145FS35	Performance Frame	NC
<input type="checkbox"/>	145FS36	XTR Suspension Frame <i>Only available in Performance Frame Set Up</i>	\$895.00
<input type="checkbox"/>	145SK1	Light Shock (up to 180 lbs.)	NC
<input type="checkbox"/>	145SK3	Heavy Shock (up to 265 lbs.)	NC

Depth Adjustable Backrest (Optional)			
<i>See Figure 5 Depth Adjust Backrest extends the frame rear of the seat sling, select a factory setting. NA on 19" and 20" Seat Depths.</i>			
<input type="checkbox"/>	145DP02	0 Setting Backrest at standard position, field adjustable to -1" or -2"	\$165.00
<input type="checkbox"/>	145DP03	-1 Setting Backrest -1" offset, field adjustable to flush or -2"	\$165.00
<input type="checkbox"/>	145DP04	-2 Setting Backrest -2" offset, field adjustable to flush or -1"	\$165.00



**Classic Frame** - Traditional GT seat sling to front frame bend angle dimensions.

**Performance Frame** - Seat Sling to front frame bend angle is 1.5" shorter than the classic position. Front of back cane post to front edge of seat sling will remain the same for both Classic and Performance.

**1. FRAME STYLE & SETUP (CONT)**

**Seat Width**

See Figure 2. Measure from outside of seat tube to outside of opposite seat tube. XTR and J3 Back NA w/ 12" and 13" widths

<input type="checkbox"/>	145S3	12"	NC
<input type="checkbox"/>	145S4	13"	NC
<input type="checkbox"/>	145S5	14"	NC
<input type="checkbox"/>	145S6	15"	NC
<input type="checkbox"/>	145S7	16"	NC
<input type="checkbox"/>	145S8	17"	NC
<input type="checkbox"/>	145S9	18"	NC
<input type="checkbox"/>	145S10	19"	NC
<input type="checkbox"/>	145S11	E2201 20"	\$500.00

**Seat Depth**

See Figure .1 Measures from front of back post to front edge of seat sling. Seat sling will be 1" shorter than depth ordered, but actual seat depth will remain the same as ordered.

<input type="checkbox"/>	145SD5	12"	NC
<input type="checkbox"/>	145SD6	13"	NC
<input type="checkbox"/>	145SD7	14"	NC
<input type="checkbox"/>	145SD8	15"	NC
<input type="checkbox"/>	145SD9	16"	NC
<input type="checkbox"/>	145SD10	17"	NC
<input type="checkbox"/>	145SD11	18"	NC
<input type="checkbox"/>	145SD12	19"	NC
<input type="checkbox"/>	145SD13	E2203 20"	\$550.00

**2. FRONT SEAT HEIGHT SET UP**

**Front Seat Height**

See Figures 4 and 5

<input type="checkbox"/>	145SH14	16"	NC	<input type="checkbox"/>	145SH20	18.5"	NC
<input type="checkbox"/>	145SH15	16.5"	NC	<input type="checkbox"/>	145SH21	19"	NC
<input type="checkbox"/>	145SH16	17"	NC	<input type="checkbox"/>	145SH23	19.5"	NC
<input type="checkbox"/>	145SH17	17.5"	NC	<input type="checkbox"/>	145SH24	20"	NC
<input type="checkbox"/>	145SH18	18"	NC	<input type="checkbox"/>	145SH26	20.5"	NC
<input type="checkbox"/>				<input type="checkbox"/>	145SH27	21"	NC

**Front to Rear Seat Height Differences**

Frame Depth	Max Seat Squeeze
12"/13"	2.5"
14"/15"	3.0"
16"/17"	3.5"
18"/19"	4.0"
20"	4.5"

**Caster Wheels**

<input type="checkbox"/>	145CW1	3" Micro	NC
<input type="checkbox"/>	145CW3	4" Low Profile Polyurethane	NC
<input type="checkbox"/>	145CW31	4" Micro Lighted	\$70.00
<input type="checkbox"/>	145CW72	4" x 1" Aluminum Polyurethane	\$100.00
<input type="checkbox"/>	145CW44	4" x 1.25" Semi Pneumatic	\$55.00
<input type="checkbox"/>	145CW64	4" x 1.5" Aluminum Soft Roll	\$175.00
<input type="checkbox"/>	145CW5	5" Low Profile Polyurethane	NC
<input type="checkbox"/>	145CW51	5" Micro Lighted	\$85.00
<input type="checkbox"/>	145CW6	5" Soft Roll (Grey) NA w/ Frog Legs	\$85.00
<input type="checkbox"/>	145CW65	5"x 1" Aluminum Polyurethane	\$110.00
<input type="checkbox"/>	145CW7	5"x 1.5" Semi Pneumatic	\$85.00
<input type="checkbox"/>	145CW66	5"x 1.5" Aluminum Soft Roll	\$185.00
<input type="checkbox"/>	145CW34	6" Polyurethane	NC
<input type="checkbox"/>	145CW35	6"x 1.5" Semi Pneumatic	\$85.00
<input type="checkbox"/>	145CW68	6"x 1.5" Aluminum Soft Roll	\$195.00

**Caster Fork**

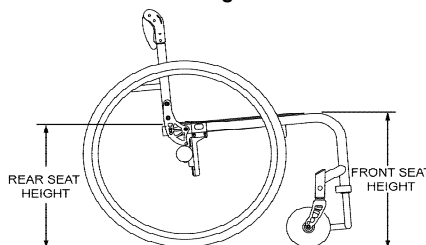
See Figures 5 and 6

<input type="checkbox"/>	145CF27	Short Fork	NC
<input type="checkbox"/>	145CF45	Short Wide Fork (w/ 1.25" or 1.5" caster)	NC
<input type="checkbox"/>	145CF32	Tall Wide Fork	NC

**Caster Fork Suspension**

<input type="checkbox"/>	145CF53	E1015	Frog Legs 0 weight to 100 lbs	\$425.00
<input type="checkbox"/>	145CF54	E1015	Frog Legs 101 lbs weight to 190 lbs	\$425.00
<input type="checkbox"/>	145CF55	E1015	Frog Legs 191 lbs weight to 265 lbs	\$425.00

**Figure 4**



**Figure 5**

Front STFH	Fork			
	Short/Single	Short Wide	Tall Wide	Frog Legs
Caster	3"	16"-20"	16"-20.5"	16.5"-21"
	4"	16"-20.5"	16.5"-21"	17.5"-21"
	5"	17",18",19",20",21"	17"-21"	17"-21"
	6"	NA	NA	18"-21"

**Figure 6**

Caster Size	Fork	Tubular/Flat			Flared			Platform		
		Inset			Inset			Inset		
		0"	1"	2"	0"	1"	2"	0"	1"	2"
75° Frame Angle	3"	Short, Short W, Tall W			NA					
		Single Sided			NA					
		Froglegs			NA					
	4"	Short, Short W, Tall W			NA					
		Single Sided			NA					
		Froglegs			NA	2"				
80° Frame Angle	5"	Short, Short W, Tall W	NA		NA	NA				
		Single Sided	NA		NA	NA				
		Froglegs	NA		NA	NA		5"		
	6"	Tall Wide	NA		NA	NA		2"		
		Froglegs	NA	NA		NA	NA	1.5"	NA	5"
	85° Frame Angle	3"	Short, Short W, Tall W			NA				
		Single Sided			NA					
		Froglegs			NA					
4"		All NC Forks			NA					
		Single Sided			NA					
		Froglegs	NA		NA	NA				
88° Frame Angle	5"	Short, Short W, Tall W	NA		NA	NA		1"		
		Single Sided	NA		NA	NA		1"		
		Froglegs	NA		NA	NA		2"		
	6"	Wide	NA	1"	NA	NA		NA	1"	
		Froglegs	NA	NA		NA	NA	NA	NA	2"
	90° Frame Angle	3"	All NC Forks			NA				
		Single Sided			NA					
		Froglegs			NA					
4"		Short, Short W, Tall W			NA			5"		
		Single Sided			NA			5"		
		Froglegs	NA		NA	NA		5"		
95° Frame Angle	5"	Short	NA	5"	NA	NA		2"	5"	
		Short Wide/Tall Wide	NA	1"	NA	NA		2"	5"	
		Single Sided	NA	1"	NA	NA		2"	5"	
		Froglegs	NA	1.5"	NA	NA		NA	1.5"	
	6"	Tall Wide	NA	2"	NA	NA		NA	2"	
		Froglegs	NA	NA	1.5"	NA	NA	NA	NA	1.5"

= Go       = No Go      # = "Soft" Go with limited seat angle  
Min seat angle listed in cell

### 3. FOOTPLATE OPTIONS

#### Footrest

Heel loop or leg strap not included, See Footplate Options Section

<input type="checkbox"/>	145F228		Aluminum Tubular		
<input type="checkbox"/>	145F229		Aluminum Tubular Long		NC
<input type="checkbox"/>	145F230		Aluminum Tubular w/ Flat Cover		NC
<input type="checkbox"/>	145F231		Aluminum Tubular Long w/ Flat Cover		nc
<input type="checkbox"/>	145F234	K0040	Aluminum Platform (Ang. Adj.)		\$95.00
<input type="checkbox"/>	145F235	K0040	Aluminum Platform Long (Ang. Adj.)		\$95.00
<input type="checkbox"/>	145F278	K0040	High Mount Platform NA w/ 12", 13" W with 1" or 2" Inset or 14" or 15" W with 2" insets.		\$95.00

#### Adaptive Platform Spacer

NA with Tubular Footrest

<input type="checkbox"/>	145AD1		Adaptive Platform 2" Spacer		\$95.00
<input type="checkbox"/>	145AD2		Adaptive Platform 4" Spacer		\$95.00
<input type="checkbox"/>	145AD3		Adaptive Platform 6" Spacer		\$95.00

#### Footrest Options

<input type="checkbox"/>	145HL5	K0038	Leg Strap		\$35.00
<input type="checkbox"/>	145DI01		Removable Snap On Cover NA w/ Platform Footrests		\$60.00
<input type="checkbox"/>	145DI02		Wear Pads NA w/ Platform Footrests		\$50.00
<input type="checkbox"/>	145A179	K0108	Positioning Plates for Platform Footrest		\$50.00
<input type="checkbox"/>	145A54	K0038	Extra Leg Strap		\$30.00

### 4. REAR SEAT HEIGHT SET UP

#### Rear Seat Height

14" & 14.5" only available with 20" rear wheel. NA with Amputee Axle Plate.

13" & 13.5" only available with 20" or 22" rear wheel. NA with Amputee Axle Plate.

<input type="checkbox"/>	145RH11		13"		NC
<input type="checkbox"/>	145RH12		13.5"		NC
<input type="checkbox"/>	145RH13		14"		NC
<input type="checkbox"/>	145RH14		14.5"		NC
<input type="checkbox"/>	145RH15		15"		NC
<input type="checkbox"/>	145RH16		15.5"		NC
<input type="checkbox"/>	145RH17		16"		NC
<input type="checkbox"/>	145RH18		16.5"		NC
<input type="checkbox"/>	145RH19		17"		NC
<input type="checkbox"/>	145RH26		17.5"		NC
<input type="checkbox"/>	145RH20		18"		NC
<input type="checkbox"/>	145RH27		18.5"		NC
<input type="checkbox"/>	145RH21		19"		NC
<input type="checkbox"/>	145RH37		19.5"		NC
<input type="checkbox"/>	145RH22		20"		NC

#### Rear Wheel Size

Ultra Lightweight Wheels only available with aluminum anodized handrim

Contact Built 4 Me for Spinerigy color options

<input type="checkbox"/>	145RW3		20" Mag Wheel		NC
<input type="checkbox"/>	145RW8		22" Mag Wheel		NC
<input type="checkbox"/>	145RW1		24" Mag Wheel		NC
<input type="checkbox"/>	145RW90		20" Lite Spoke Wheel		\$200.00
<input type="checkbox"/>	145RW91		22" Lite Spoke Wheel		\$200.00
<input type="checkbox"/>	145RW92		24" Lite Spoke Wheel		NC
<input type="checkbox"/>	145RW93		25" Lite Spoke Wheel		NC
<input type="checkbox"/>	145RW94		26" Lite Spoke Wheel		\$80.00
<input type="checkbox"/>	145RW77		22" Ultra Lightweight Spoke Wheel		\$250.00
<input type="checkbox"/>	145RW78		24" Ultra Lightweight Spoke Wheel		\$250.00
<input type="checkbox"/>	145RW28		22" Spinerigy SPOX Black		\$795.00
<input type="checkbox"/>	145RW42		24" Spinerigy SPOX Black		\$795.00
<input type="checkbox"/>	145RW96		25" Spinerigy SPOX Black		\$795.00
<input type="checkbox"/>	145RW44		26" Spinerigy SPOX Black		\$795.00
<input type="checkbox"/>	145RW32		22" Spinerigy LX Black		\$995.00
<input type="checkbox"/>	145RW88		24" Spinerigy LX Black		\$995.00
<input type="checkbox"/>	145RW99		25" Spinerigy LX Black		\$995.00
<input type="checkbox"/>	145RW40		26" Spinerigy LX Black		\$995.00
<input type="checkbox"/>	145RW50		24" Mountain		\$250.00

#### Xtender Power Assist

**NEW!**

RSH 17.5"-19.5" with 22" wheels, RSH 18.5"-20" with 24" wheels 0 camber, NA w/ Amputee Axle. 22" & 24" wheels only. Not available with XTR or standard rear suspension. Anti-Tips no charge with Xtender. Dual Drive mode available w/B4ME

<input type="checkbox"/>	145XT6	E0986	22" Xtender Power Assist JWX-2 <b>NICKEL</b>		\$7,895.00
<input type="checkbox"/>	145XT7	E0986	22" Xtender Power Assist JWX-2 <b>LITHIUM</b>		\$8,695.00
<input type="checkbox"/>	145XT4	E0986	24" Xtender Power Assist JWX-2 <b>NICKEL</b>		\$7,895.00
<input type="checkbox"/>	145XT5	E0986	24" Xtender Power Assist JWX-2 <b>LITHIUM</b>		\$8,695.00

Please select one of the following handrim options

<input type="checkbox"/>	145XH5		Plastic Coated		NC
<input type="checkbox"/>	145XH6		Stainless Steel		NC

#### Xtender - Other Options

<input type="checkbox"/>	145XA10		Spare NiMH Power Pack - NICKEL		\$1,395.00
<input type="checkbox"/>	145XA11		Spare Li-ion Power Pack - LITHIUM		\$1,795.00

#### Xtender Wheel Options

<input type="checkbox"/>	145XA8	E2211 E2212	SPARE 22" Lite Spoke Pneu Alum		NC
<input type="checkbox"/>	145XA9	E2211 E2213	SPARE 22" Lite Spoke Pneu Plastic		\$90.00
<input type="checkbox"/>	145XA2	E2211 E2212	SPARE 24" Lite Spoke Pneu Alum		NC
<input type="checkbox"/>	145XA4	E2211 E2213	SPARE 24" Lite Spoke Pneu Plastic		\$90.00

#### Rear Wheel Tire

See Availability Matrix

<input type="checkbox"/>	145RT1	E2211 E2212	Pneumatic		NC
<input type="checkbox"/>	145RT2	E2211 E2213	Pneumatic w/ Airless Insert N/A with Xtender		\$80.00
<input type="checkbox"/>	145RT3	E2218	Full Poly		NC
<input type="checkbox"/>	145RT6	E2211 E2212	High-Pressure Clincher		\$95.00
<input type="checkbox"/>	145RT27	E2211 E2212	Knobby V- Trak		\$95.00
<input type="checkbox"/>	145RT21	E2211 E2212	Schwalbe Marathon Plus Evolution		\$125.00
<input type="checkbox"/>	145RT38	E2218	SHOX Performance Poly		\$95.00
<input type="checkbox"/>	145RT12	E2211 E2212	Mountain Tire		\$95.00

**4. REAR SEAT HEIGHT SET UP (CONT)**

**Rear Tire & Wheel Matrix**

Tire	Wheel	Mag	Lite Spoke	Ultra Lightweight	Spinergy
Pneumatic		20,22,24	20,22,24,26		22,24,26
Pneumatic w/ Airless Insert		20,22,24	20,22,24		22,24
Full Poly		20,22,24	20,22,24		
High-Pressure Clincher			22,24,25,26	22,24	22,24,25,26
Knobby V Trak by Kenda			24		24
Schwalbe Marathon			24,25,26		24,25,26
SHOX Performance Poly		24	24,25		24,25
22" = 489 mm 24" = 540 mm 25" = 559 26" = 590					

**Handrim**

*Aluminum and Plastic are not available on all wheels in all sizes. Natural Fits are NA w/ 26". Handrim Selection not applicable with Xtender Power Assist*

<input type="checkbox"/>	145HR1	Aluminum Anodized	NC
<input type="checkbox"/>	145HR4	Plastic Coated NA w/ 25" & 26" Lite Spoke Wheels	\$95.00
<input type="checkbox"/>	145HR22	Natural Fit - Standard Grip	\$375.00
<input type="checkbox"/>	145HR23	Natural Fit - Super Grip	\$410.00
<input type="checkbox"/>	145HR30	Natural Fit LT - Standard Grip	\$375.00
<input type="checkbox"/>	145HR31	Natural Fit LT - Super Grip	\$410.00
<input type="checkbox"/>	145HR24	Spinergy Flex Rim Only available on Spinergy LX wheels 24" & 25"	\$525.00
<input type="checkbox"/>	145HR8	8 Oblique Projections NA w/ Kik tires, only available with Mag or Spoke	\$325.00
<input type="checkbox"/>	145HR7	Omit Handrim NA w/ Ultra Lightweight Wheels	NC

**Axle**

<input type="checkbox"/>	145AX1	Quick Release Steel	NC
<input type="checkbox"/>	145AX13	Quad Quick Release Only available with Mag wheels	\$125.00

**Axle Plates**

*Selection not required for XTR Suspension*

<input type="checkbox"/>	145AL40	Standard Short (COG 1" to 4.5") Some limitations with STFH	NC
<input type="checkbox"/>	145AL43	Standard Long (COG 1" to 4.5")	NC
<input type="checkbox"/>	145AL37	E0959 Amputee (COG -1" to 2.5")	\$175.00
<input type="checkbox"/>	145AL38	E1015 Suspension (COG-.5 to +3) NA with XTR Suspension Frame	\$395.00
<input type="checkbox"/>	145AL39	Xtender (COG 1")	NC

**Back Type**

<input type="checkbox"/>	145BT3	Non-Folding Backrest	NC
<input type="checkbox"/>	145BT82	Folding Lock Down Angle Adj	NC

**Height Adjustable Backrest**

<input type="checkbox"/>	145B110	10" - 14" Back Height	NC
<input type="checkbox"/>	145B127	12" - 16" Back Height	NC
<input type="checkbox"/>	145B111	14" - 18" Back Height	NC
<input type="checkbox"/>	145B137	16" - 20" Back Height	NC

**Back Upholstery**

<input type="checkbox"/>	145BU1	Standard Upholstery	NC
<input type="checkbox"/>	145BU8	Adjustable	\$175.00
<input type="checkbox"/>	145BU57	Vented	\$200.00
<input type="checkbox"/>	145BU14	Omit Upholstery (Use w/ JAY Backs)	-\$15.00

**JAY J3 Back**

<input type="checkbox"/>	145JB01	JAY J3 Back	See OF
--------------------------	---------	-------------	--------

**Short Axle Plate- Wheel Size:**

Rear Seat to Floor Height	20	22	24	24 (559)	26
	13	14	15	15.5	16
13.5	14.5	15.5	16	16.5	
15	16	17	17.5	18	
15.5	16.5	17.5	18	18.5	
16	17	18	18.5	19	

**Rear Suspension Rating**

*Selection not required for XTR Suspension*

<input type="checkbox"/>	145SV04	From 0 weight to 100 lbs (Yellow)	NC
<input type="checkbox"/>	145SV05	From 101 lbs weight to 190 lbs (Red)	NC

**Camber**

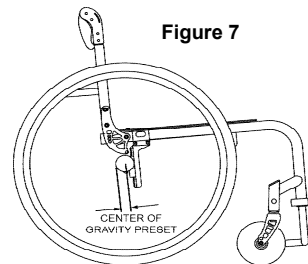
*0, 3, 6 available with std frame. 0, 4, 8 available with XTR frame*

<input type="checkbox"/>	145CI1	0°	NC
<input type="checkbox"/>	145CI2	3°	NC
<input type="checkbox"/>	145CI3	4°	NC
<input type="checkbox"/>	145CI4	6°	NC
<input type="checkbox"/>	145CI5	8°	NC

**Center of Gravity**

*Measure from front of back post to center of rear axle. XTR Suspension Frame will be factory set at 1.5", Xtender 1"- 4"*

<input type="checkbox"/>	145CC11	-1"	NC
<input type="checkbox"/>	145CC10	-.5"	NC
<input type="checkbox"/>	145CC12	0"	NC
<input type="checkbox"/>	145CC1	.5"	NC
<input type="checkbox"/>	145CC2	1"	NC
<input type="checkbox"/>	145CC3	1.5"	NC
<input type="checkbox"/>	145CC4	2"	NC
<input type="checkbox"/>	145CC5	2.5"	NC
<input type="checkbox"/>	145CC6	3"	NC
<input type="checkbox"/>	145CC7	3.5"	NC
<input type="checkbox"/>	145CC8	4"	NC
<input type="checkbox"/>	145CC9	4.5"	NC



**Figure 7**

**5. BACKREST**

**Military Service Patches**

*Only available on tension adjustable upholstery and Jay 3 Back*

<input type="checkbox"/>	145VU1	US Marines Patch	\$90.00
<input type="checkbox"/>	145VU2	US Army Patch	\$90.00
<input type="checkbox"/>	145VU3	US Navy Patch	\$90.00
<input type="checkbox"/>	145VU4	US Air Force Patch	\$90.00
<input type="checkbox"/>	145VU12	US Coast Guard	\$90.00
<input type="checkbox"/>	145VU5	Purple Heart	\$90.00
<input type="checkbox"/>	145VU8	Purple Heart with Marines Patch	\$145.00
<input type="checkbox"/>	145VU9	Purple Heart with Army Patch	\$145.00
<input type="checkbox"/>	145VU10	Purple Heart with Navy Patch	\$145.00
<input type="checkbox"/>	145VU11	Purple Heart with Air Force Patch	\$145.00
<input type="checkbox"/>	145VU13	Purple Heart with Coast Guard	\$145.00

**Push Handles**

<input type="checkbox"/>	145PH6	Integral Push Handles	NC
<input type="checkbox"/>	145PH5	Fold-Down Push Handles NA w/ 10-14" Back Height or Standard Upholstery.	\$100.00
<input type="checkbox"/>	145PH2	Omit Push Handles	NC

**5. ARMREST**

**Armrest - Padded Swing Away**

*Includes angle adjustable receiver hardware. Some limitations may exist w/ integral push handles, some RSHs and wheel sizes*

<input type="checkbox"/>	145AA18	E0973	Padded Swing-Away - Standard	\$210.00
--------------------------	---------	-------	------------------------------	----------

**Armrest - Height Adjustable**

<input type="checkbox"/>	145AA11	E0973	Single Post Ht. Adjust. Std (8.5"-13.5")	\$285.00
<input type="checkbox"/>	145AA29	E0973	Single Post Ht. Adjust. Low (7"-11")	\$285.00

**Armpad - For Height Adjustable**

*Suggest using classic model for tray tables*

<input type="checkbox"/>	145AM23		Desk Length (10") <i>Classic</i>	NC
<input type="checkbox"/>	145AM21		Desk Length (10") <i>Contour</i>	NC
<input type="checkbox"/>	145AM24		Full Length (14") <i>Classic</i>	NC
<input type="checkbox"/>	145AM22		Full Length (14") <i>Contour</i>	NC

**6. Key Options & Accessories**

**Wheel Lock**

*Not all wheel locks available in all seat depths, wheel sizes and COG settings. XTR suspension only available w/ high mount push*

<input type="checkbox"/>	145WL1		High Mount Push	NC
<input type="checkbox"/>	145WL2		High Mount Pull	NC
<input type="checkbox"/>	145WL27		Ergo Scissor	NC
<input type="checkbox"/>	145WL30		Compact	\$125.00
<input type="checkbox"/>	145WL10		Omit Wheel Lock	NC
<input type="checkbox"/>	145WL12		Do Not Mount	NC

**Extension Handle**

*Only available w/ High Mount Push or Pull Wheel Locks*

<input type="checkbox"/>	145EH7	E0961	Extension handles (Pair)	\$65.00
--------------------------	--------	-------	--------------------------	---------

**Grade Aid**

*Only available w/ high mount push or pull. NA w/ clincher, poly, Kik, or Schwalbe, or Xtender*

<input type="checkbox"/>	145GA1	E0974	Grade Aid	\$150.00
--------------------------	--------	-------	-----------	----------

**Anti Tips**

<input type="checkbox"/>	145AT1	E0971	Anti Tips (Pair)	\$140.00
<input type="checkbox"/>	145AT3		Omit Rear Anti Tip	NC

**Seat Sling**

<input type="checkbox"/>	145SL1		Standard Seat Sling	NC
<input type="checkbox"/>	145SL6		Omit Seat Sling	-\$15.00

**Cushion**

<input type="checkbox"/>	145CU1	K0669	2" Cushion	\$120.00
--------------------------	--------	-------	------------	----------

**JAY Cushions (Optional)**

*To order any JAY cushions on-chair, please see the JAY price list.*

*Cushion name or part number must be filled out with desired width and depth*

<input type="checkbox"/>	145JC20	JAY Bundled Cushion		
		Cushion Name or Part #		Price List
		Width:	Depth:	

**Side Guards**

*All side guards NA w/ Height Adj. Arms. Some interference may exist w/ padded SA arms at lowest settings*

<input type="checkbox"/>	145SG33	K0108	Plastic - Standard	\$125.00
<input type="checkbox"/>	145SG29	K0108	Plastic - Low	\$125.00
<input type="checkbox"/>	145SG12	K0108	Carbon Fiber <i>NA w/ push or pull wheel locks</i>	\$450.00

**Pack Accessories**

<input type="checkbox"/>	145A1		Quickie Backpack Black	\$55.00
<input type="checkbox"/>	145A2		Quickie Kids Backpack Black	\$50.00
<input type="checkbox"/>	145A8		Seat Pouch Black	\$45.00
<input type="checkbox"/>	145A500		Gel Cover Hanger/Frame	\$105.00
<input type="checkbox"/>	145A994		Gel Cover Swing Away Arm	\$105.00

**Positioning Belt**

<input type="checkbox"/>	145A142	E0978	Belt 1.5" Auto Buckle Universal w/clamps	\$70.00
<input type="checkbox"/>	145A12	E0978	Belt 2" Aircraft Buckle	\$110.00
<input type="checkbox"/>	145A13	E0978	Belt 2" Aircraft Buckle Padded	\$120.00

**Spoke Guards**

*NA w/ Xtender Power Assist*

<input type="checkbox"/>	145A23	K0065	Quickie Black Spoke Guard	\$115.00
<input type="checkbox"/>	145A302	K0065	Quickie Clear Spoke Guard	\$115.00

**Miscellaneous**

<input type="checkbox"/>	145A32	E0950	Wheelchair Tray	\$250.00
<input type="checkbox"/>	145IG6		Neoprene Impact Guards	\$85.00
<input type="checkbox"/>	145A51	E2207	Crutch Holder <i>Only available with Integral or Fold Down push handles</i>	\$195.00
<input type="checkbox"/>	145A85		Bolt-On Push Handles	\$115.00
<input type="checkbox"/>	145A96		Presta Valve Adapter	\$5.00
<input type="checkbox"/>	145A83		Tool Kit	\$45.00

**6. Key Options & Accessories (Cont)**

**Standard Frame Colors**

<input type="checkbox"/>	145C140	Aztec Gold	NC
<input type="checkbox"/>	145C2	Black <i>(Not avail as base w/Zebra)</i>	NC
<input type="checkbox"/>	145C141	Black Cherry	NC
<input type="checkbox"/>	145C10	Black Opal	NC
<input type="checkbox"/>	145C38	Blue Opal	NC
<input type="checkbox"/>	145C36	Candy Blue	NC
<input type="checkbox"/>	145C14	Candy Purple	NC
<input type="checkbox"/>	145C35	Candy Red	NC
<input type="checkbox"/>	145C142	Electric Blue	NC
<input type="checkbox"/>	145C143	Evergreen	NC
<input type="checkbox"/>	145C126	Glow	NC
<input type="checkbox"/>	145C144	Green Apple	NC
<input type="checkbox"/>	145C147	Hot Sparkle Pink	NC
<input type="checkbox"/>	145C148	Mauve Pink	NC
<input type="checkbox"/>	145C103	Rootbeer	NC
<input type="checkbox"/>	145C114	Sparkle Silver	NC
<input type="checkbox"/>	145C145	Sunrise Orange	NC
<input type="checkbox"/>	145C113	Titanium Color Paint	NC
<input type="checkbox"/>	145C8	Yellow	NC

**Matte Frame Colors**

<input type="checkbox"/>	145C116	Matte Black	NC
<input type="checkbox"/>	145C151	Matte Black Cherry	NC
<input type="checkbox"/>	145C150	Matte Electric Blue	NC
<input type="checkbox"/>	145C149	Matte Evergreen	NC
<input type="checkbox"/>	145C152	Matte Purple	NC

**Custom Frame Color**

<input type="checkbox"/>	145C112	Desert Camouflage	\$295.00
<input type="checkbox"/>	145C43	Mossy Oak Camouflage	\$295.00
<input type="checkbox"/>	145C42	Stars & Stripes	\$295.00
<input type="checkbox"/>	145C108	Zebra <i>(Choose above base color) Std with White unless above base paint is chosen NA w/ Black</i>	\$295.00

**Anodized Color Package**

*Camber tubes are titanium grey except for the black option. Frog Legs black only. Black only w/ amputee, Xtender, suspension axle plates.*

<input type="checkbox"/>	145EB02	Black	NC
<input type="checkbox"/>	145EB06	Blue	\$135.00
<input type="checkbox"/>	145EB05	Green	\$135.00
<input type="checkbox"/>	145EB04	Purple	\$135.00
<input type="checkbox"/>	145EB03	Red	\$135.00
<input type="checkbox"/>	145EB01	Ti Grey	\$135.00

